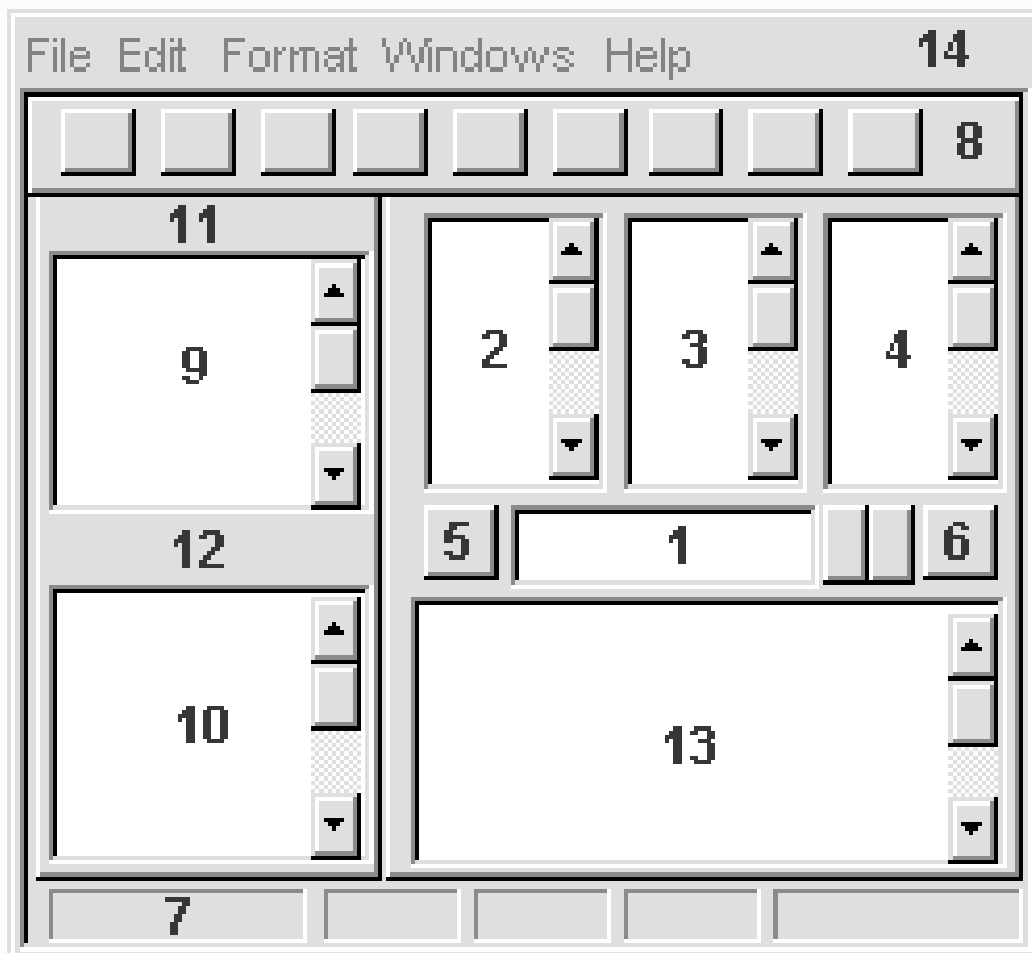


*Searching Greek Texts with
BibleWorks*

A Basic Introduction



Command Center

1. Command Line *
2. Results Verse List Box
3. Full Word List Box *
4. The Word Statistics List Box *
5. Version Button *
6. Utility Button *
7. Status Bar
8. Buttonbar

Results Window

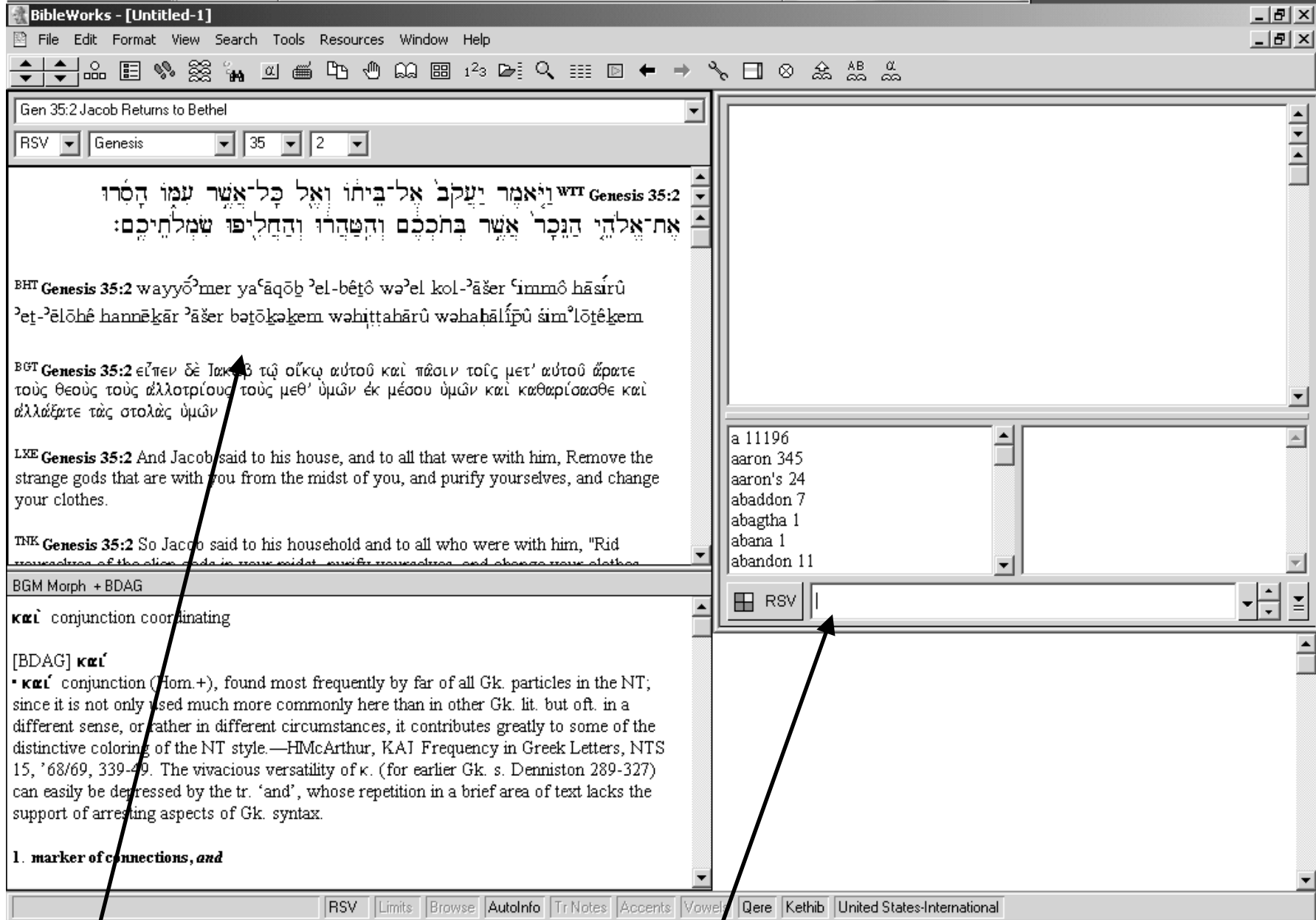
9. Results Window
10. Auto-Info Window *
11. Results Window Header
12. Auto-Info Header *

Editor and Main Menu

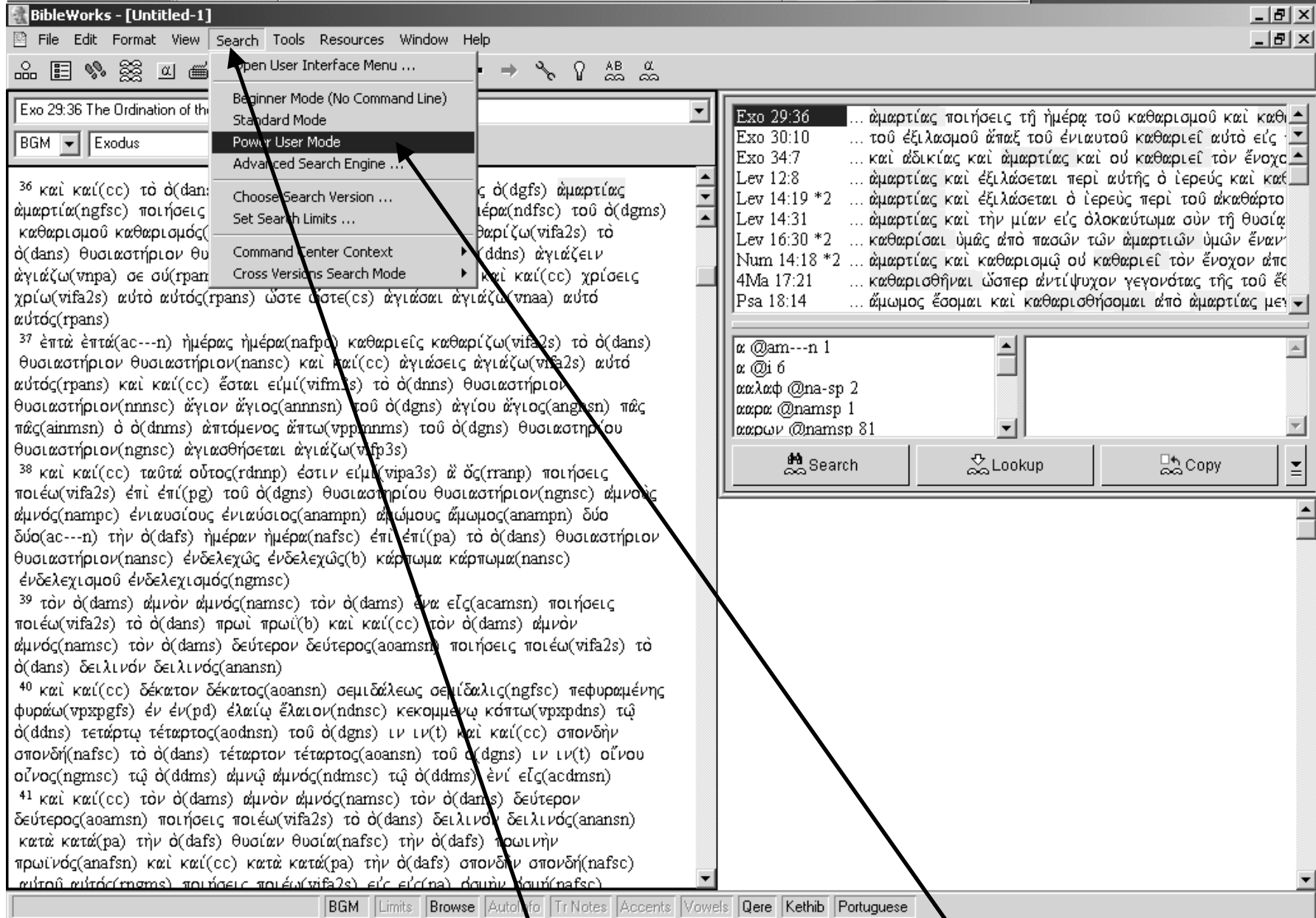
13. Editor *
14. Main Menu

* Not normally visible in Beginner Mode

Here is a key to the BibleWorks user interface (the various types of information available on the BibleWorks screen) as seen in the power user mode.



This is the results window. This is the command line.
Your screen should look (pretty much) this.



If your screen looks like this you are in beginner mode. I recommend you go to Search and choose Power user mode.

n, "Put away
garments;

a 11196
aaron 345
aaron's 24
abaddon 7
abagtha 1
abana 1
abandon 11

TSK Gen 35:2
***unto his.**
Gen 18:19
Jos 24:15
Psa 101:2-7



RSV

display clear bgt lxe rsv

In the command line, type “display clear bgt lxe rsv” and then hit “Enter”. That will clear away all other versions from the display window, leaving just the Greek text (of the LXX and NT), Brenton’s English translation of the LXX and the RSV version (which will provide an English translation of the OT, NT and the books of the Apocrypha).



Gen 35:2 Jacob Returns to Bethel

RSV Genesis 35 2

BGT Genesis 35:2 εἶπεν δὲ Ἰακωβ τῷ οἴκῳ αὐτοῦ καὶ πᾶσιν τοῖς μετ' αὐτοῦ ἄρατε τοὺς θεοὺς τοὺς ἀλλοτρίους τοὺς μεθ' ὑμῶν ἐκ μέσου ὑμῶν καὶ καθαρῖσασθε καὶ ἀλλάξατε τὰς στολὰς ὑμῶν

LXE Genesis 35:2 And Jacob said to his house, and to all that were with him, Remove the strange gods that are with you from the midst of you, and purify yourselves, and change your clothes.

RSV Genesis 35:2 So Jacob said to his household and to all who were with him, "Put away the foreign gods that are among you, and purify yourselves, and change your garments;

WTM Morphology + HALOT entry

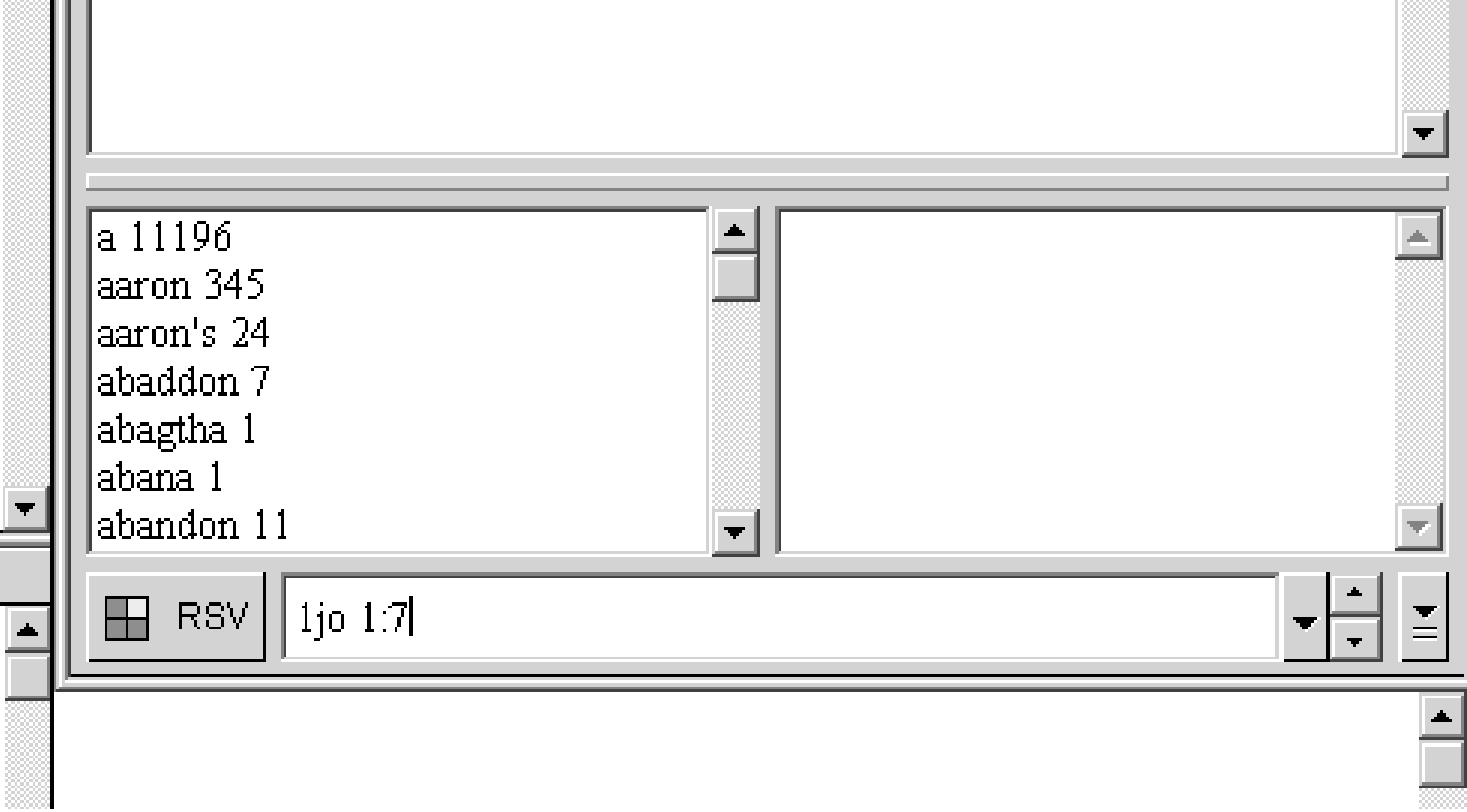
לְ particle preposition בֵּית noun common masculine singular construct , suffix 3rd person masculine singular

a 11196
aaron 345
aaron's 24
abaddon 7
abagtha 1
abana 1
abandon 11

RSV |

n, "Put away
garments;

, suffix 3rd



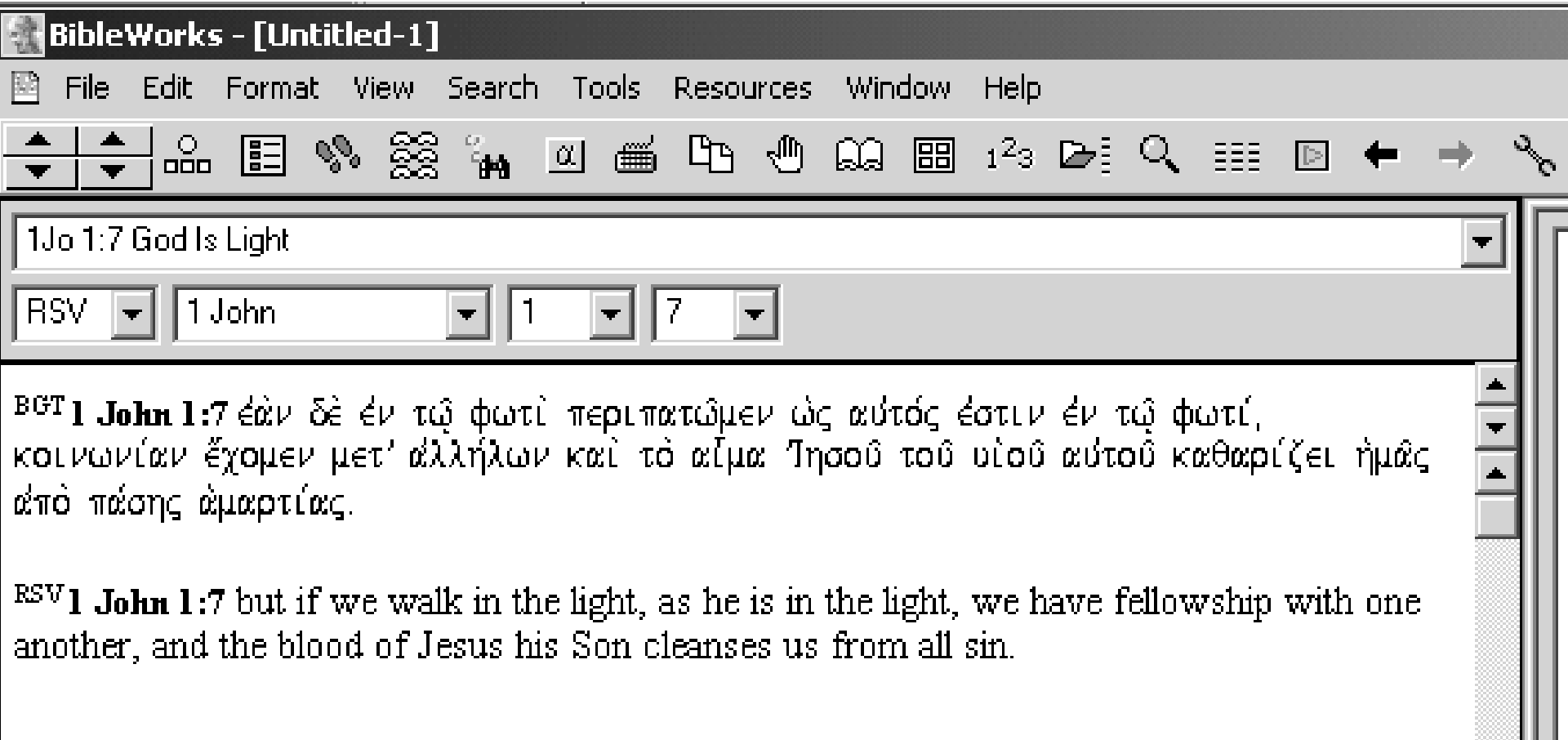
a 11196
aaron 345
aaron's 24
abaddon 7
abagtha 1
abana 1
abandon 11



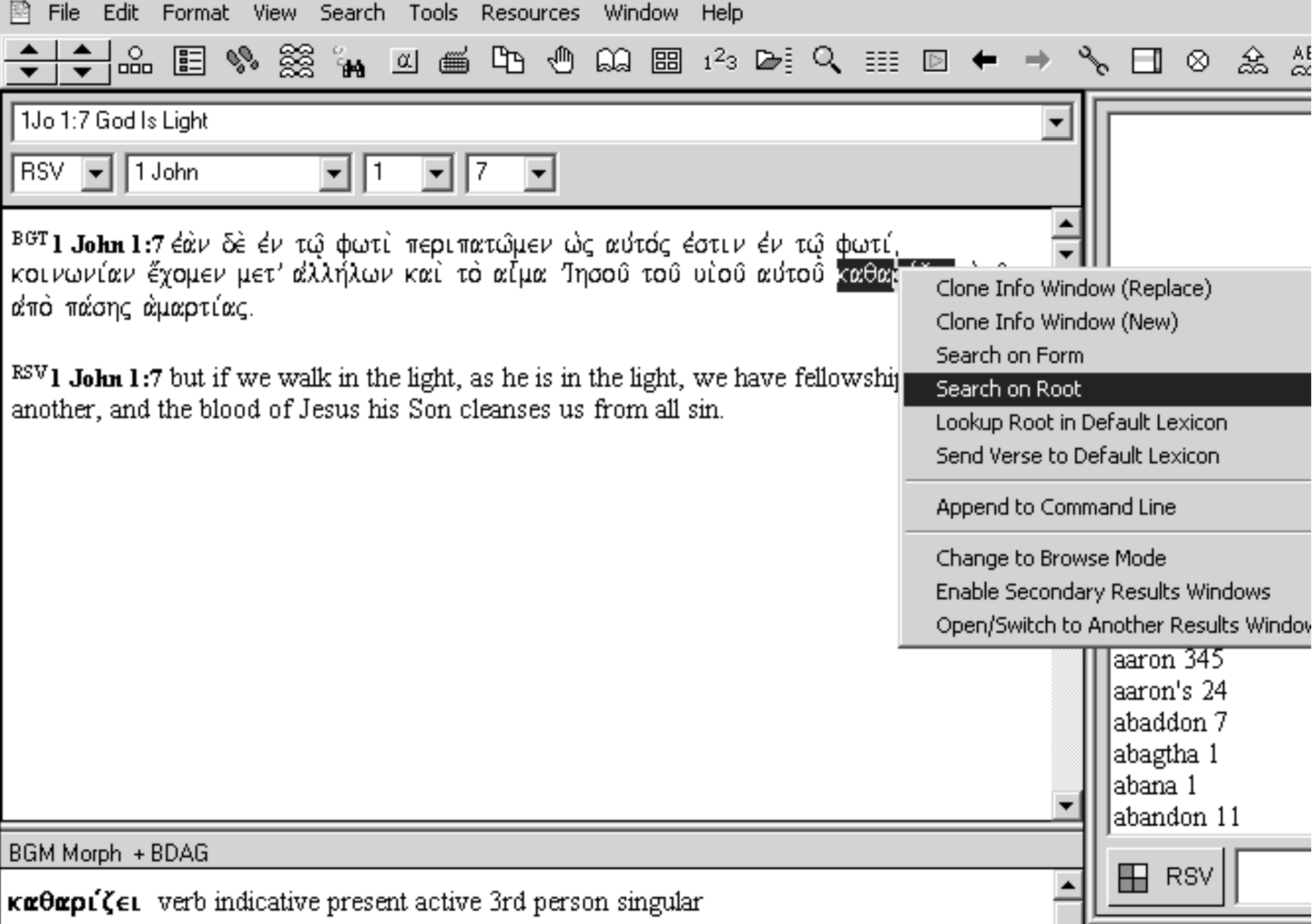
RSV

1jo 1:7

In the command line, type the reference to the verse containing the word you want to study. For 1 John 1:7 you would type 1jo 1:7. Hit 'enter'.



Find the word in the results window, place your cursor over it and 'right-click' on it:



1Jo 1:7 God Is Light

RSV 1 John 1 7

BGT 1 John 1:7 εἰν δὲ ἐν τῷ φωτὶ περιπατῶμεν ὡς αὐτός ἐστιν ἐν τῷ φωτὶ, κοινωνίαν ἔχομεν μετ' ἀλλήλων καὶ τὸ αἷμα Ἰησοῦ τοῦ υἱοῦ αὐτοῦ καθαρίζει ἡμᾶς ἀπὸ πάσης ἁμαρτίας.

RSV 1 John 1:7 but if we walk in the light, as he is in the light, we have fellowship with one another, and the blood of Jesus his Son cleanses us from all sin.

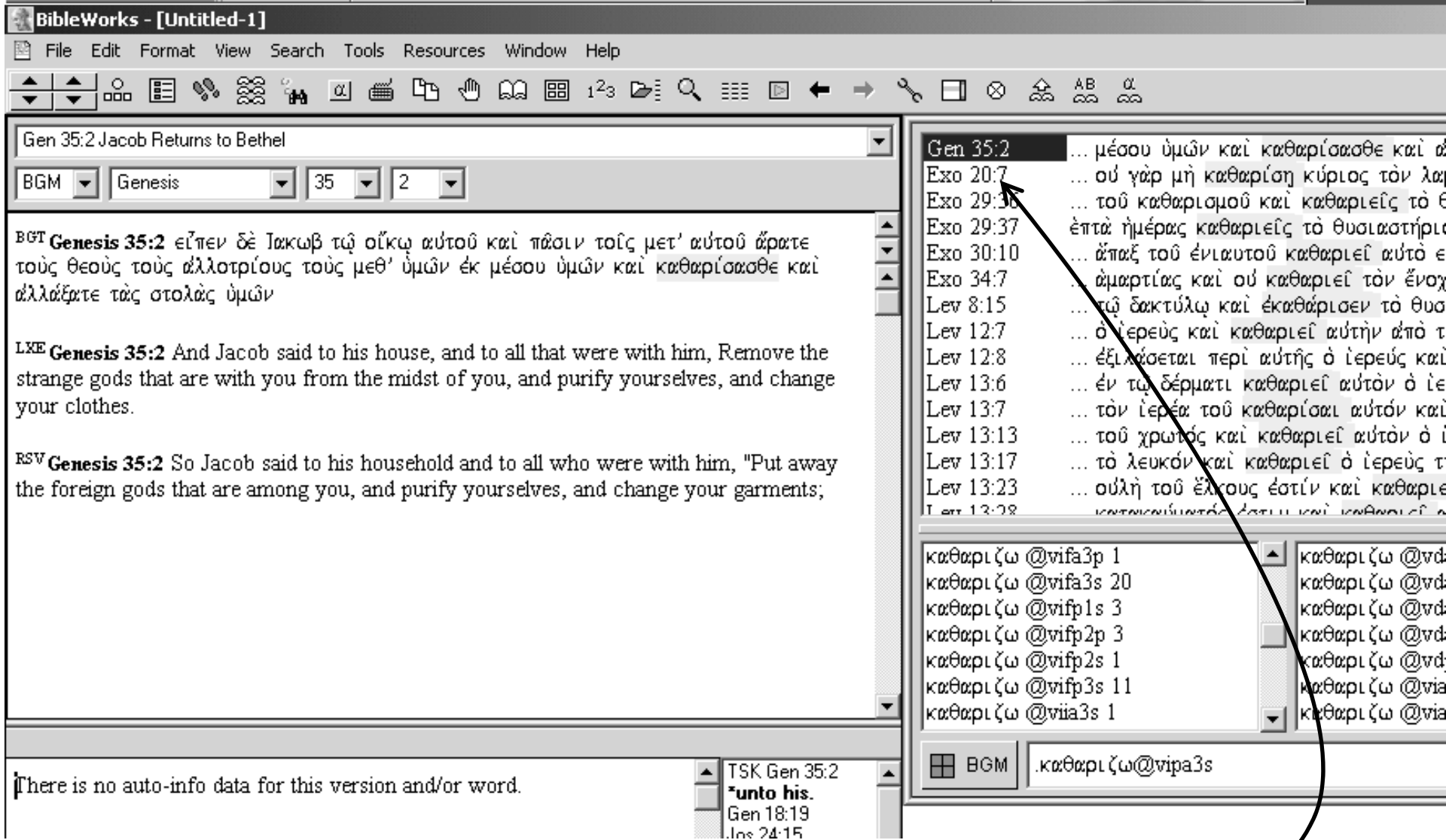
- Clone Info Window (Replace)
- Clone Info Window (New)
- Search on Form
- Search on Root**
- Lookup Root in Default Lexicon
- Send Verse to Default Lexicon
- Append to Command Line
- Change to Browse Mode
- Enable Secondary Results Windows
- Open/Switch to Another Results Window

- aaron 345
- aaron's 24
- abaddon 7
- abagtha 1
- abana 1
- abandon 11

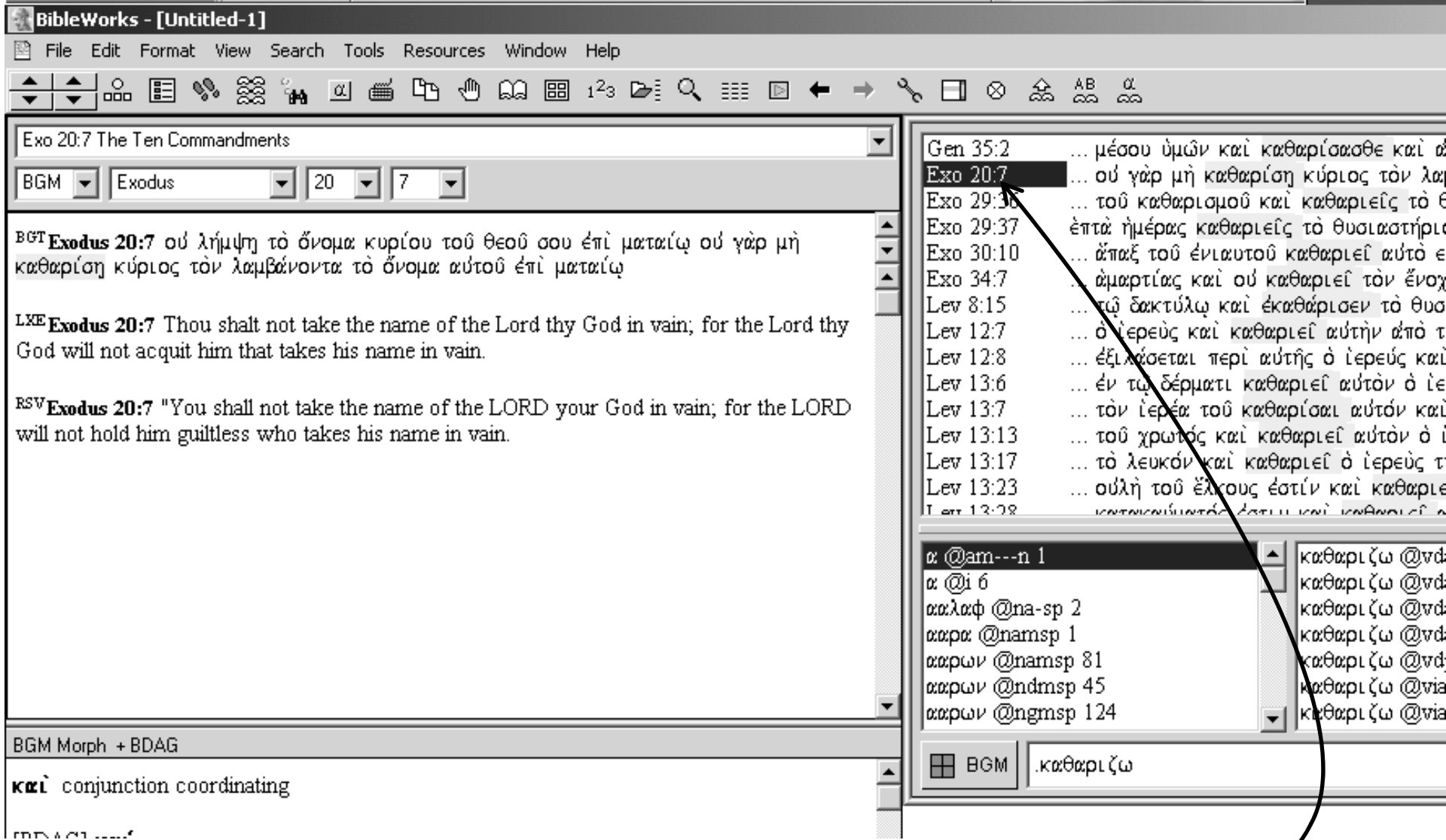
BGM Morph + BDAG

καθαριζει verb indicative present active 3rd person singular

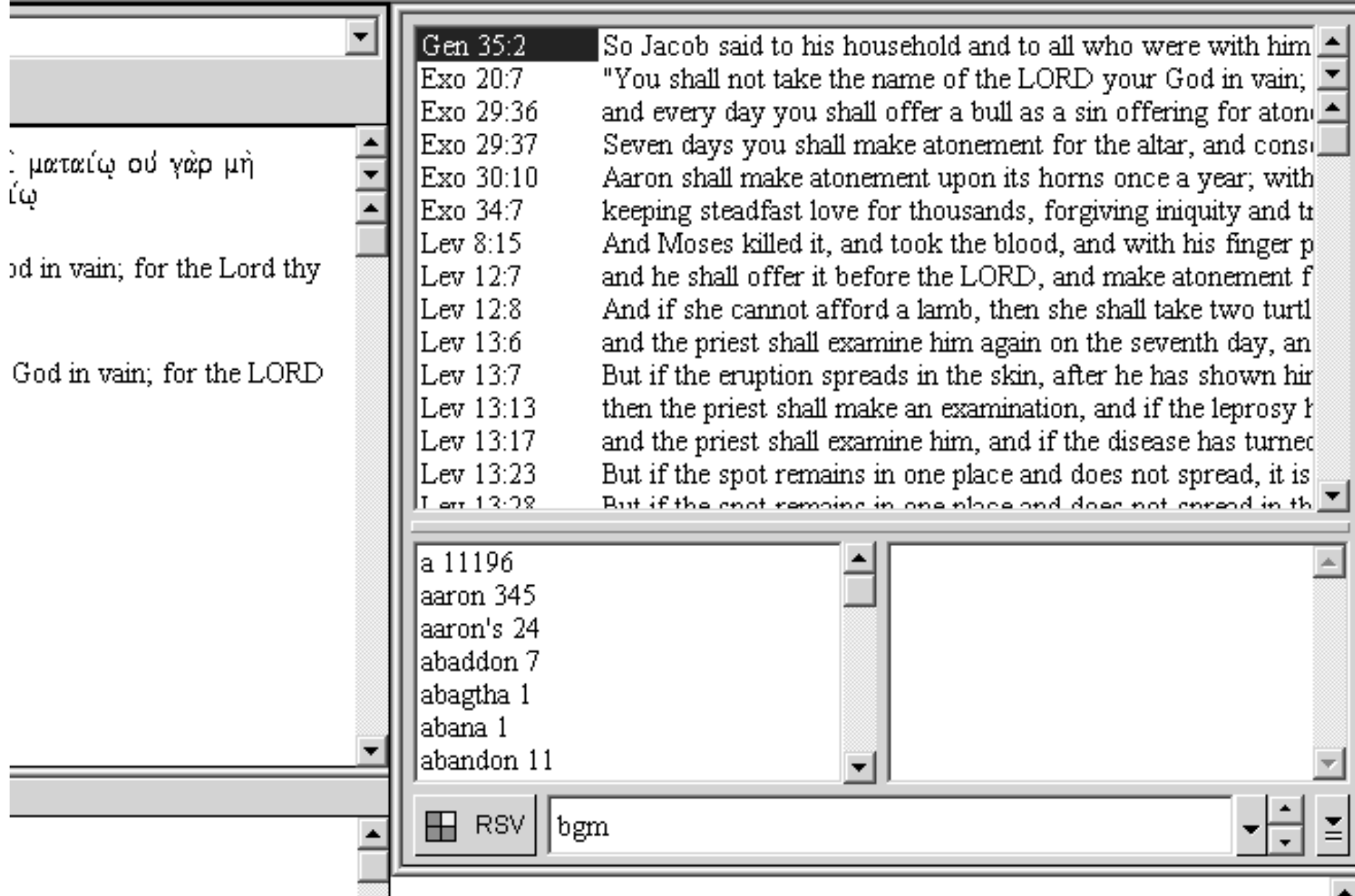
Choose 'Search on Root'



In the right-hand window you have a list of the verses that have the word. In the left you can read the Greek text and English translations. You can scroll through the list by using your down arrow and the enter key.



In the right-hand window you have a list of the verses that have the word. In the left you can read the Greek text and English translations. You can scroll through the list by using your down arrow and the enter key.



To find all the places where καθαρίζω and ἄμαρτία you need to start with the bgm as the search version (the one listed beside the command line). If it is not, enter “bgm” on the command line.

The screenshot shows a Bible search application interface. On the left, there is a search bar containing the text "ὁ ματαιῶ οὐ γὰρ μὴ ἴω" and its English translation "God in vain; for the LORD". The main window displays a list of search results for the query ".καθαριζω αμαρτια". The results are as follows:

Reference	Text
Gen 35:2	... μέσου ὑμῶν καὶ καθαρῖσασθε καὶ ἀλλάξατε τὰς στολὰς
Exo 20:7	... οὐ γὰρ μὴ καθαρῖση κύριος τὸν λαμβάνοντα τὸ ὄνομα
Exo 29:36	... τοῦ καθαρῖσμου καὶ καθαρῖεις τὸ θυσιαστήριον ἐν τῷ
Exo 29:37	ἑπτὰ ἡμέρας καθαρῖεις τὸ θυσιαστήριον καὶ ἀγιάσεις αὐ
Exo 30:10	... ἀπαξ τοῦ ἐνιαυτοῦ καθαρῖει αὐτὸ εἰς τὰς γενεὰς αὐτῶ
Exo 34:7	... ἀμαρτίας καὶ οὐ καθαρῖει τὸν ἔνοχον ἐπάγων ἀνομία
Lev 8:15	... τῷ δακτύλῳ καὶ ἐκαθάρισεν τὸ θυσιαστήριον καὶ τὸ α
Lev 12:7	... ὁ ἱερεὺς καὶ καθαρῖει αὐτὴν ἀπὸ τῆς πηγῆς τοῦ αἵμα
Lev 12:8	... ἐξιλάσεται περὶ αὐτῆς ὁ ἱερεὺς καὶ καθαρῖσθήσεται
Lev 13:6	... ἐν τῷ δέρματι καθαρῖει αὐτὸν ὁ ἱερεὺς σημασία γάρ
Lev 13:7	... τὸν ἱερέα τοῦ καθαρῖσαι αὐτὸν καὶ σφθῆσεται τὸ δεύ
Lev 13:13	... τοῦ χρωτὸς καὶ καθαρῖει αὐτὸν ὁ ἱερεὺς τὴν ἀφήν ὅτ
Lev 13:17	... τὸ λευκὸν καὶ καθαρῖει ὁ ἱερεὺς τὴν ἀφήν καθαρὸς ἐ
Lev 13:23	... οὐλή τοῦ ἔλκουσ ἐστίν καὶ καθαρῖει αὐτὸν ὁ ἱερεὺς
Lev 13:28	κατακαύνητός ἐστιν καὶ καθαρῖει αὐτὸν ὁ ἱερεὺς ὁ μ

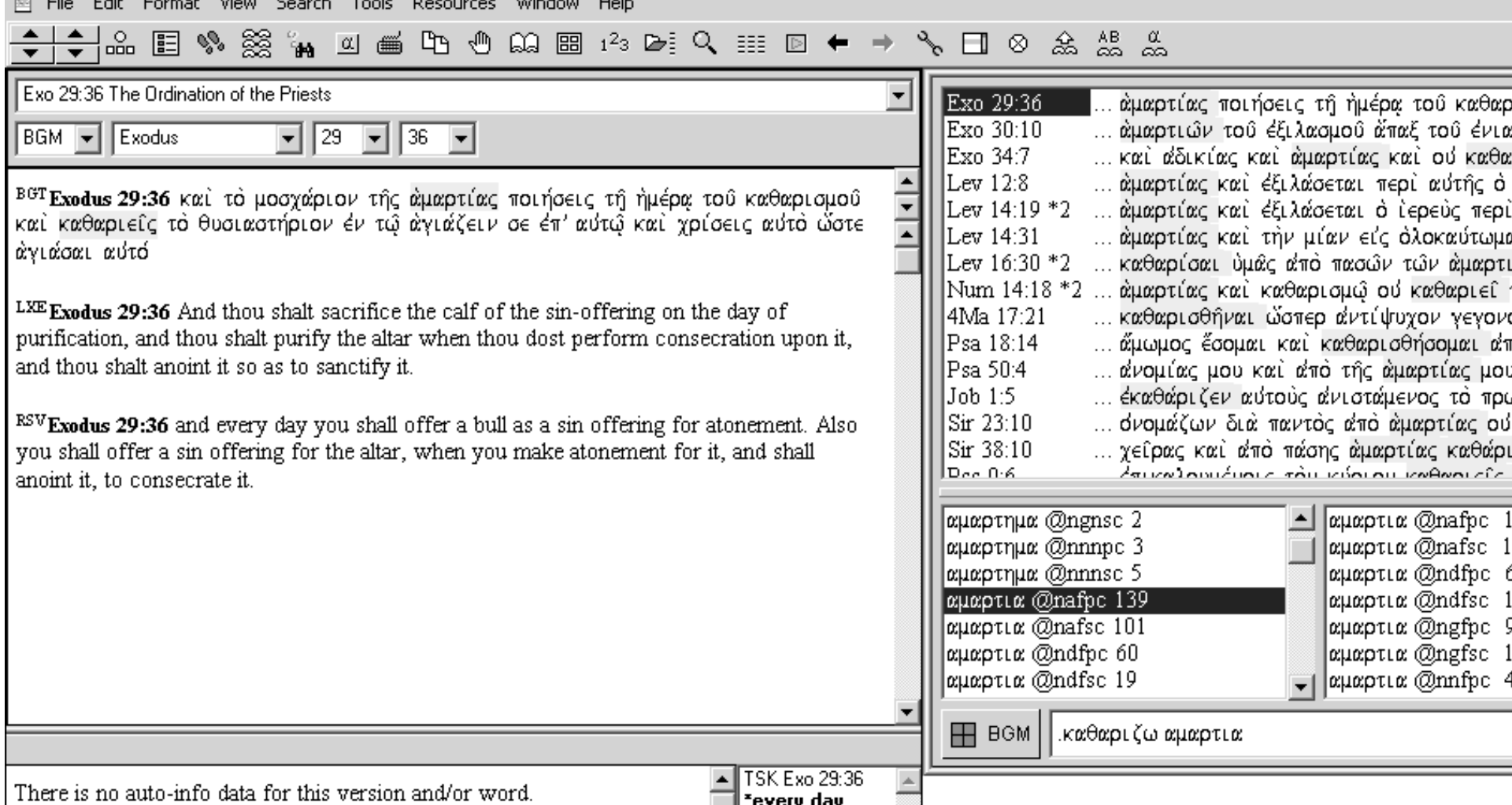
Below the search results, there is a list of search terms and their counts:

- αμαρτημα @ngnsc 2
- αμαρτημα @nnpnc 3
- αμαρτημα @nnsnc 5
- αμαρτια @nafpc 139
- αμαρτια @nafsc 101
- αμαρτια @ndfpc 60
- αμαρτια @ndfsc 19

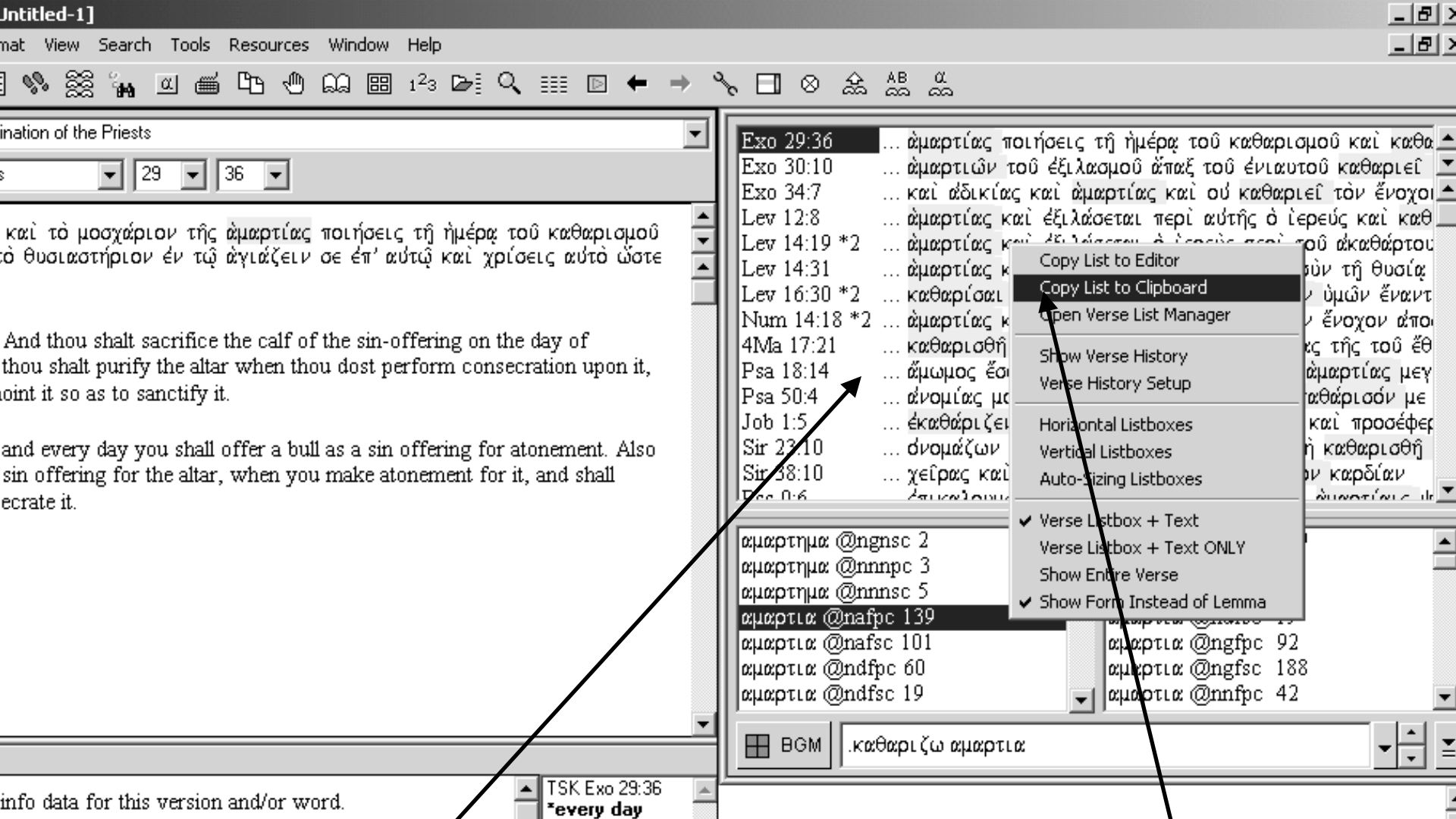
At the bottom, the command line shows the query: ".καθαριζω αμαρτια".

Type the following in the command line: .καθαριζω αμαρτια

The period means “and”: you want verses that contain both words.



Now you have a list of the 25 places in the LXX and NT where both words appear in the same verse and you can scroll through the texts as you did with your previous search results.



If you would like to copy the texts to a word processor “right-click” in the “Results Word List Box” and then choose “Copy List to Clipboard” from the window that appears.

BGT Exodus 29:36 καὶ τὸ μοσχάριον τῆς ἁμαρτίας ποιήσεις τῇ ἡμέρᾳ τοῦ καθαρισμοῦ καὶ καθαρῆς τὸ θυσιαστήριον ἐν τῷ ἀγιαζεῖν σε ἐπ' αὐτῷ καὶ χρίσεις αὐτὸ ὥστε ἀγιασθαι αὐτό

LXE Exodus 29:36 And thou shalt sacrifice the calf of the sin-offering on the day of purification, and thou shalt purify the altar when thou dost perform consecration upon it, and thou shalt anoint it so as to sanctify it.

RSV Exodus 29:36 and every day you shall offer a bull as a sin offering for atonement. Also you shall offer a sin offering for the altar, when you make atonement for it, and shall anoint it, to consecrate it.

Lev 12:8 ... ἁμαρτίας καὶ ἐξιλάσ
Lev 14:19 *2 ... ἁμαρτίας καὶ ἐξιλάσ
Lev 14:31 ... ἁμαρτίας καὶ τὴν μί
Lev 16:30 *2 ... καθαρίσαι ὑμᾶς ἀπὸ
Num 14:18 *2 ... ἁμαρτίας καὶ καθαρι
4Ma 17:21 ... καθαρισθῆναι ὡπερ
Psa 18:14 ... ἄνωμος ἔσομαι καὶ ἡ
Psa 50:4 ... ἰνομίας μου καὶ ἀπὸ
Job 1:5 ... ἐκαθάριζεν αὐτοὺς ἀ
Sir 23:10 ... ὀνομάζων διὰ παντὸ
Sir 38:10 ... χεῖρας καὶ ἀπὸ πάσο
Psa 0:6 ... ἀκαθάρτου σου

ἁμαρτημα @ngnsc 2
ἁμαρτημα @nnnsc 3
ἁμαρτημα @nnnsc 5
ἁμαρτημα @nafpc 139
ἁμαρτημα @nafsc 101
ἁμαρτημα @ndfpc 60
ἁμαρτημα @ndfsc 19

BGM καθαριζω ἁμαρτια

BibleWorks Copy Center

What to Copy

- Results Window Text
- Auto-Info Window Text
- Statistics Word List
- Command Center Verse List
- Text of Verses in Verse List
- Range of Verses

Range: Exo 29:36

Versions: BGT LXE RSV >>

Note that if you select the "Copy to Application" option then copy operations in other places in BibleWorks will also be redirected to the specified application.

Where to Copy It

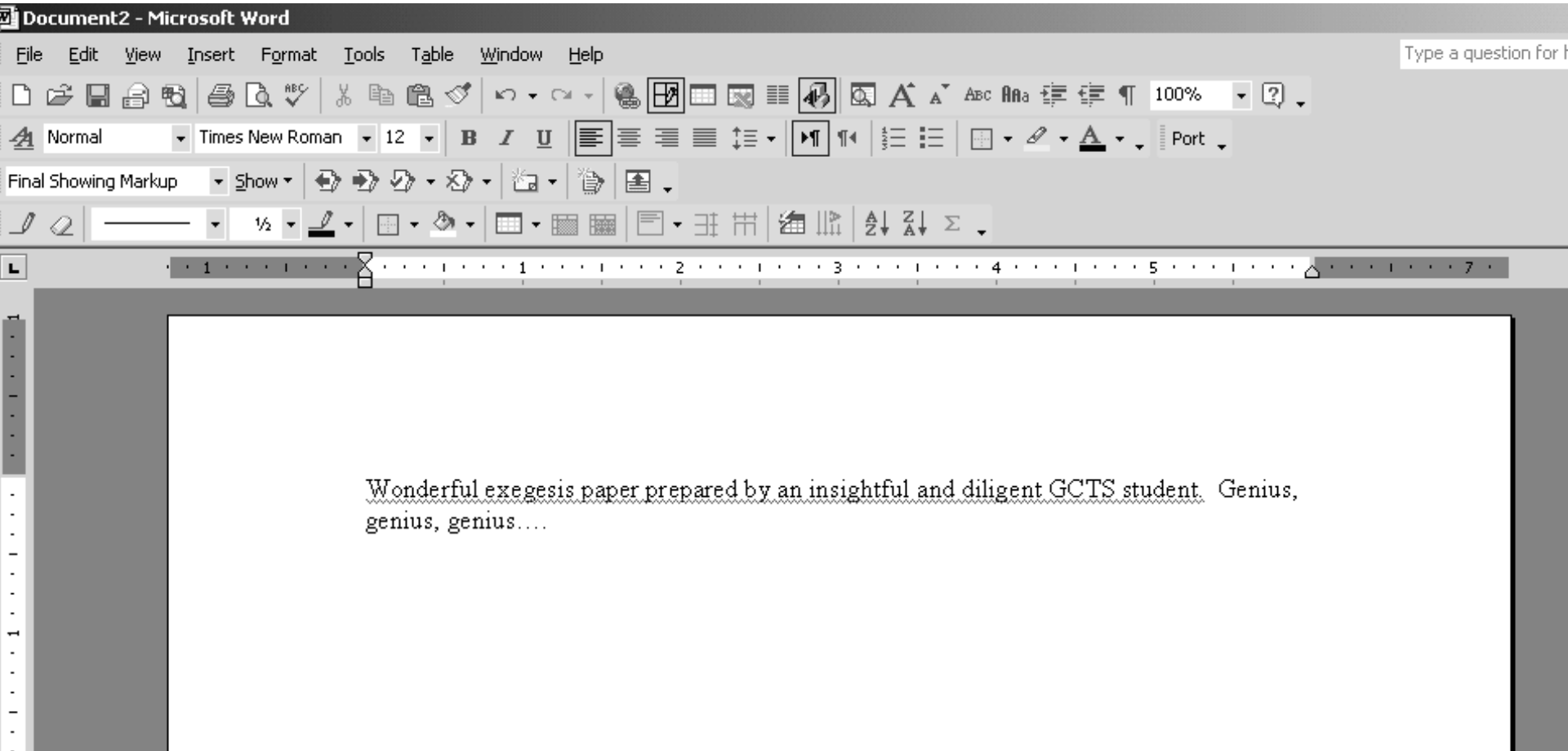
- Copy to Clipboard
- Copy to BibleWorks Editor
- Copy to Application with this Title: Attach

Document1 - Microsoft Word

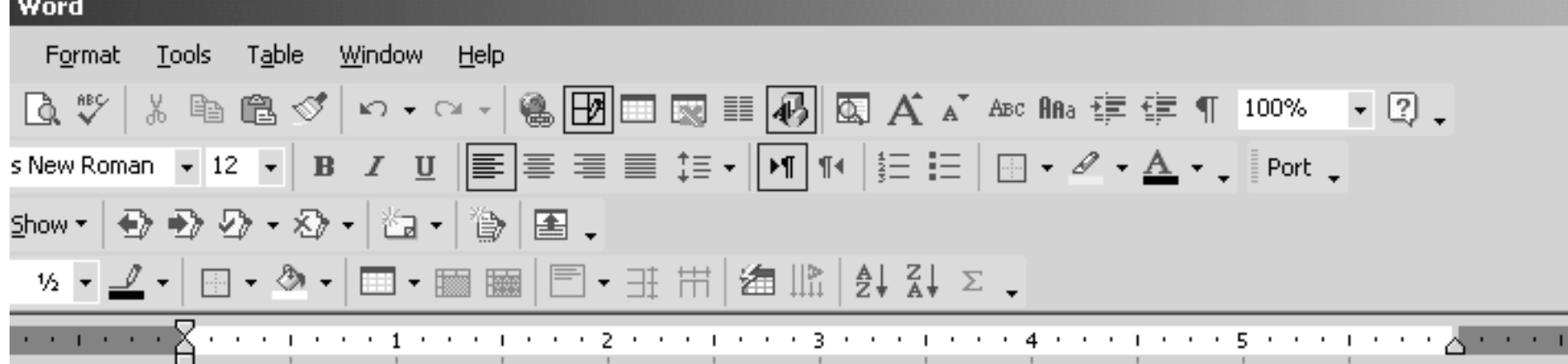
Format Options Help Close Copy

There is no auto-

Under "What to Copy" choose "Text of Verses in Verse List" and then choose which versions you want copied to your word processor. Then choose "Copy."



Open the document into which you wish to insert the texts. Place your cursor where you want the texts inserted and then press “Ctrl-v” (hold the “Ctrl” key and the “v” key at the same time) – “which is the Windows command to “paste” from the clipboard.



BGT Hebrews 10:2 ἐπεὶ οὐκ ἂν ἐπαύσαντο προσφερόμεναι διὰ τὸ μηδεμίαν ἔχειν ἔτι συνειδήσιν ἁμαρτιῶν τοὺς λατρεύοντας ἀπαῖ κεκαθαρισμένους.

RSV Hebrews 10:2 Otherwise, would they not have ceased to be offered? If the worshipers had once been cleansed, they would no longer have any consciousness of sin.

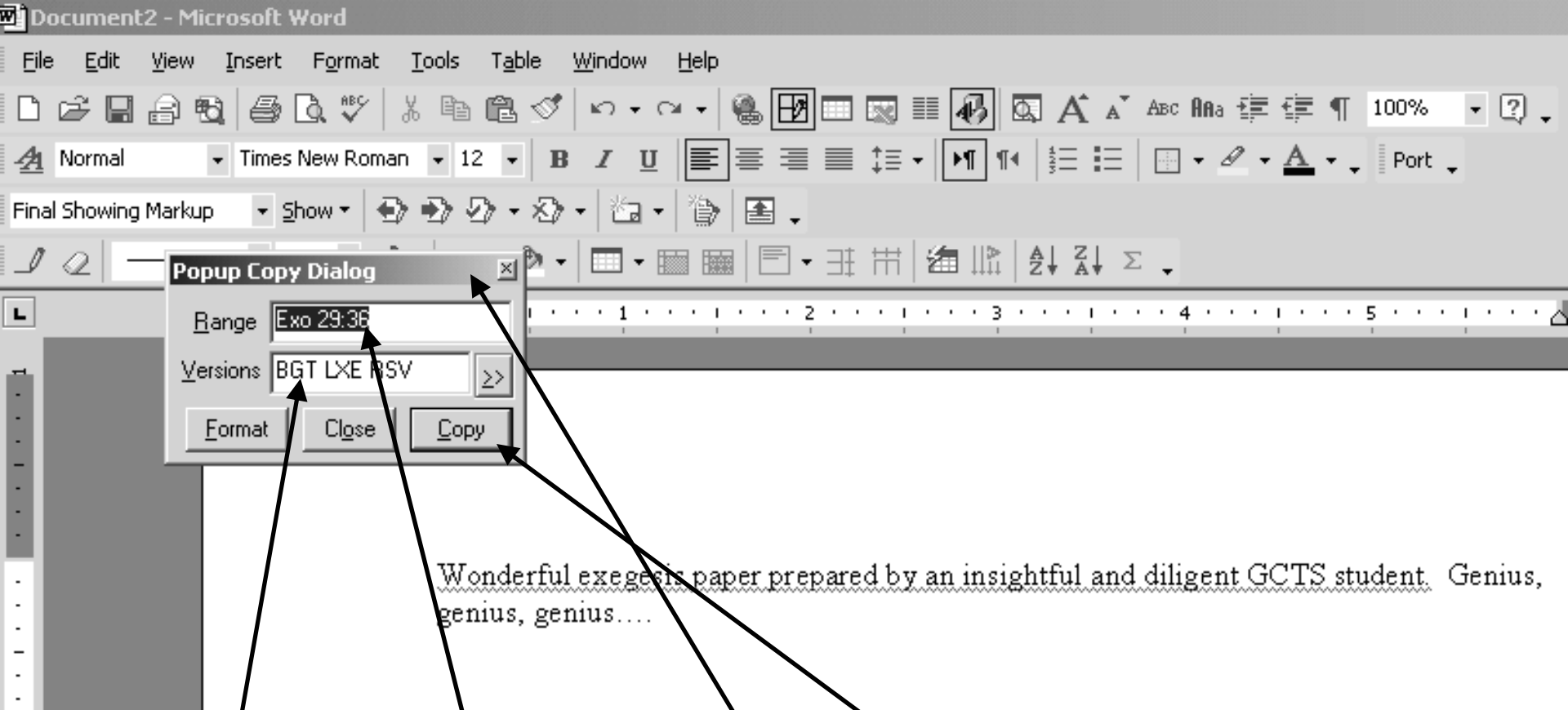
BGT 1 John 1:7 ἐὰν δὲ ἐν τῷ φωτὶ περιπατῶμεν ὡς αὐτός ἐστιν ἐν τῷ φωτὶ, κοινωνίαν ἔχομεν μετ' ἀλλήλων καὶ τὸ αἷμα Ἰησοῦ τοῦ υἱοῦ αὐτοῦ καθαρίζει ἡμᾶς ἀπὸ πάσης ἁμαρτίας.

RSV 1 John 1:7 but if we walk in the light, as he is in the light, we have fellowship with one another, and the blood of Jesus his Son cleanses us from all sin.

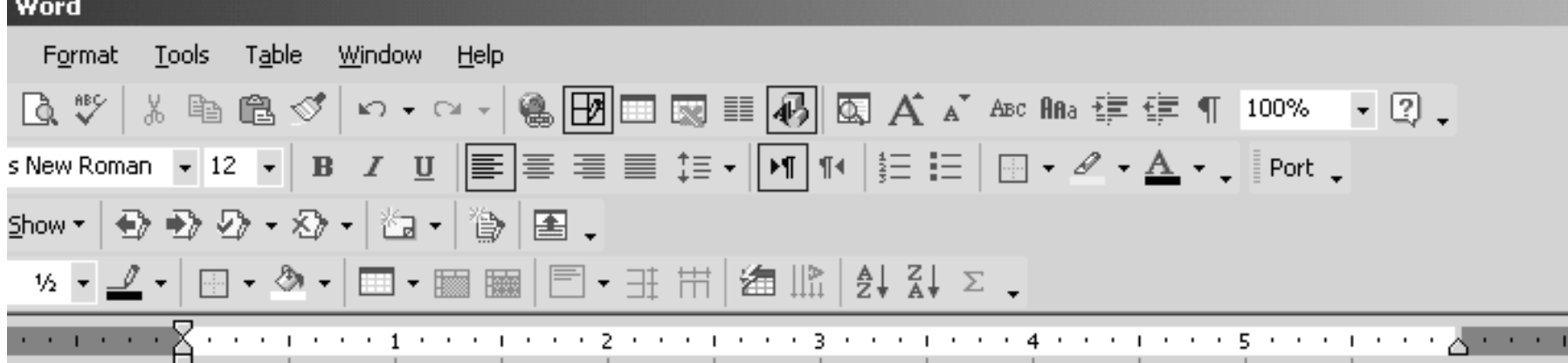
BGT 1 John 1:9 ἐὰν ὁμολογῶμεν τὰς ἁμαρτίας ἡμῶν, πιστός ἐστιν καὶ δίκαιος, ἵνα ἀφῆ ἡμῖν τὰς ἁμαρτίας καὶ καθάρσῃ ἡμᾶς ἀπὸ πάσης ἀδικίας.

RSV 1 John 1:9 If we confess our sins, he is faithful and just, and will forgive our sins and cleanse us from all unrighteousness.

The desired texts are now inserted in your document. You may edit them as you please.



To insert texts from BibleWorks directly into a Microsoft Word document, simply make sure BibleWorks is open in the background and while working in Word, and with your cursor at the point where you wish to insert the texts, press “Ctrl-Shift-b” (control, shift and b all at the same time). You will see the “Popup Copy Dialog” box where you can choose the reference or range of verses you want inserted and the versions of those texts to be inserted. Decide and then press “Copy.”



BGT Hebrews 10:2 ἐπεὶ οὐκ ἂν ἐπαύσαντο προσφερόμεναι διὰ τὸ μηδεμίαν ἔχειν ἔτι συνείδησιν ἁμαρτιῶν τοὺς λατρεύοντας ἀπαῖ κεκαθαρισμένους.

RSV Hebrews 10:2 Otherwise, would they not have ceased to be offered? If the worshipers had once been cleansed, they would no longer have any consciousness of sin.

BGT 1 John 1:7 ἐὰν δὲ ἐν τῷ φωτὶ περιπατῶμεν ὡς αὐτός ἐστιν ἐν τῷ φωτὶ, κοινωνίαν ἔχομεν μετ' ἀλλήλων καὶ τὸ αἷμα Ἰησοῦ τοῦ υἱοῦ αὐτοῦ καθαρῖζει ἡμᾶς ἀπὸ πάσης ἁμαρτίας.

RSV 1 John 1:7 but if we walk in the light, as he is in the light, we have fellowship with one another, and the blood of Jesus his Son cleanses us from all sin.

BGT 1 John 1:9 ἐὰν ὁμολογῶμεν τὰς ἁμαρτίας ἡμῶν, πιστός ἐστιν καὶ δίκαιος, ἵνα ἀφῆ ἡμῖν τὰς ἁμαρτίας καὶ καθάρῖσῃ ἡμᾶς ἀπὸ πάσης ἀδικίας.

RSV 1 John 1:9 If we confess our sins, he is faithful and just, and will forgive our sins and cleanse us from all unrighteousness.

The desired texts are now inserted in your document. You may edit them as you please.

BGM Exodus 29 36

BGT Exodus 29:36 καὶ τὸ μοσχάριον τῆς ἁμαρτίας ποιήσεις τῇ ἡμέρᾳ τοῦ καθαρισμοῦ καὶ καθαρῶς τὸ θυσιαστήριον ἐν τῷ ἀγιάζειν σε ἐπ' αὐτῷ καὶ χρίσεις αὐτὸ ὥστε ἀγιάσαι αὐτό

LXE Exodus 29:36 And thou shalt sacrifice the calf of the sin-offering on the day of purification, and thou shalt purify the altar when thou dost perform consecration upon it, and thou shalt anoint it so as to sanctify it.

RS Offer a bull as a sin offering for atonement. Also
yc onement for it, and shall anoint it to consecrate
it.

RS Offer a bull as a sin offering for atonement. Also
yc when you make atonement for it, and shall
ar.

- Remove This Version from Display List
- Make This the Current Search Version
- Add Another Display Version
- Change to Browse Mode
- Enable Secondary Results Windows
- Open/Switch to Another Results Window

Note: To remove unwanted versions from your results window (on the left), place your cursor over the version abbreviation in that window and right click. Then choose 'Remove This Version From Display List'. It will disappear.

Command Line entry

<display all>

<display clear kjv gnt gnm>

<display clear>

<display kjv greek>

<display german>

<display -kjav>

<display kjv gnt>

results after pressing <Enter>

displays all versions

displays only kjv, gnt and gnm versions

remove all but the current search version

display only the kjv and all greek versions

display only all german versions

remove the kjv from the current display

add the kjv and gnt to the current display

Here's a list of helpful Command Line entry shortcuts.

Ver	Command Line	Finds all verses with ...
KJV	gen 1:1	displays Genesis 1:1
KJV	gen 1 1	displays Genesis 1:1
KJV	gen 1:1-3	displays Genesis 1:1-3
KJV	mat 1	displays Matthew 1 (entire chapter)
KJV	.jesus	containing the word Jesus
KJV	.jesus christ	containing both "jesus" AND "christ" anywhere in the verse in any order
KJV	/jesus christ	containing either "jesus" OR "christ"
KJV	.jesus !christ	the word "jesus" but NOT the word "christ"
KJV	'jesus christ	the phrase "jesus christ"
KJV	'christ jesus	the phrase "christ jesus"
KJV	.paul	the word "paul"
KJV	.paul barnabas	"paul" AND "barnabas"
KJV	/paul barnabas	either "paul" OR "barnabas"
KJV	.paul barnabas;5	"paul" AND "barnabas" within 5 verses of each other
KJV	.paul !barnabas	the word "paul" but NOT the word "barnabas"
KJV	(/Martha Mary).!(.Martha Mary)	either Mary OR Martha but NOT both (an exclusive OR search)
KJV	.paul !barnabas;5	the word "paul" but NOT the word "barnabas" within 5 verses

BibleWorks Command Line

KJV	.paul !barnabas;5	the word "paul" but NOT the word "barnabas" within 5 verses
KJV	(/paul saul).(barnabas)	either "paul" OR "saul" AND barnabas in the same verse
KJV	(/paul saul).5(barnabas)	either "paul" OR "saul" AND barnabas within 5 verses
KJV	(.paul barnabas;2)/(.paul silas;3)	"paul" AND "barnabas" within 2 verses OR "paul" AND "silas" within 3 verses.
KJV	*dom of god	phrases like "wisdom of god", "kingdom of god", and so on
KJV	/*ite *ites	words ending in "...ite" or "...ites"
KJV	.*wom?n	words of the form "women", "woman", "bondwoman", and so on
KJV	(/grac* faith*).5(/law* work*)	a form of "grac..." OR "faith..." AND a form of "law..." OR "work..." within 5 verses
GNT	.*πιστ*	words containing the substring "πιστ" (139 forms found)
GNT	'πιστος ο λογος	the phrase πιστος ο λογος ("faithful saying")
----	-----	-----

BibleWorks Command Line

GNT	.παυλος βαριναβας	the words παυλος AND βαριναβας (nominative forms only)
GNT	.παυλ* βαριναβ*	words of the form παυλ... AND βαριναβ...
GNT	.παυλ* βαριναβ*;5	words of the form παυλ... AND βαριναβας... within 5 verses
GNT	.χριστ* ιησ*	words of the form χριστ* AND words of the form ιησ*
GNT	.χριστ* !ιησ*	words of the form χριστ* but NOT words of the form ιησ*
GNT	' ουκ * * ουδε	the words ουκ and ουδε with any two intervening words between
GNT	' ουκ *99 ουδε	the words ουκ and ουδε with any 99 or fewer words intervening
GNM	.πιστις χαρις	any form of πιστις and any form of χαρις. In Greek morphology searches, words which do not contain an "@" are assumed to have a wildcard "@*" appended
GNM	.ιησους	any form of the root word ιησους.

BibleWorks Command Line

GNM	.ιησους χριστος	any form of the root word ιησους AND any form of the root χριστος
GNM	.ιησους !χριστος	any form of the root word ιησους but NOT any form of the root χριστος
GNM	/ιησους χριστος	any form of the root word ιησους OR any form of the root χριστος
GNM	(/παυλος σαυλος).5(βαρναβας)	any forms of the roots παυλος OR σαυλος AND βαρναβας within 5 verses
GNM	'εν χριστος	the preposition εν followed by any form of the root χριστος
GNM	*@p* χριστος	any preposition followed by any form of the root χριστος
GNM	*@p* χριστος@n-a*	any preposition followed by an accusative form of the root χριστος
GNM	.*@v?1*	all pluperfect verb forms
GNM	*@d* *@n* και *@n*	all verses with article-noun-και-noun phrases

GNM	'καλος εργον	any form of the word <i>καλος</i> followed by any form of the word <i>εργον</i>
GNM	'καλος *5 εργον	any form of the word <i>καλος</i> followed by any form of the word <i>εργον</i> within five words
GNM	'καλος =gcn *5 εργον	a word <i>καλος</i> followed by a form of the word <i>εργον</i> within five words, with the two words agreeing in gender, case and number
GNM	;#1 *2 και *2 #1	all verses with <i>και</i> preceded and followed by the same root with the <i>και</i> 2 or less words from the root.
GNM	;#1@n* *2 και *2 #1@n*	all verses with <i>και</i> preceded and followed by the same noun root with the <i>και</i> 2 or less words from the noun.
GNM	'lo *@n* ειμι	occurrences of any noun followed by a form of <i>ειμι</i> but with no article preceding.
GNM	.a*@((n-) (ap))*	any noun or pronomial adjective beginning with the letter <i>α</i>
GNM	.a*@&vi[ai]*	any indicative verb in the aorist or imperfect beginning with <i>α</i>
GNM	;o *@n-* *@a-* =gcn	any articular noun followed by an adjective agreeing in gender, case and number
GNM	;o *@n-* *3 lo *@a-* =gcn	any articular noun followed within 1 to 4 words by an anarthrous adjective agreeing in gender, case and number