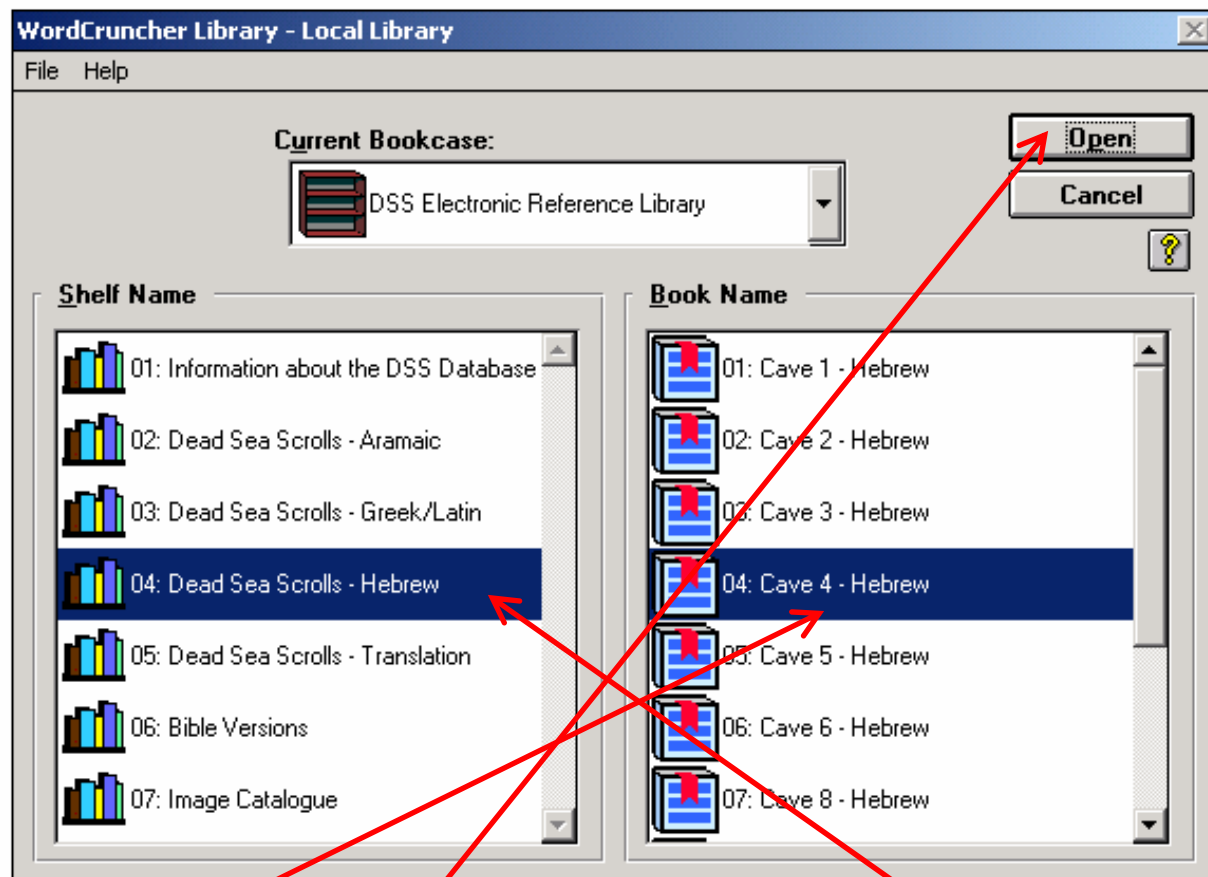


Searching Brill's Electronic Edition of the Dead Sea Scrolls

**A Basic Introduction to searching
the Dead Sea Scrolls in Hebrew**

Prepared by Roy E. Ciampa

CAVE 4 - HEBREW TEXTS

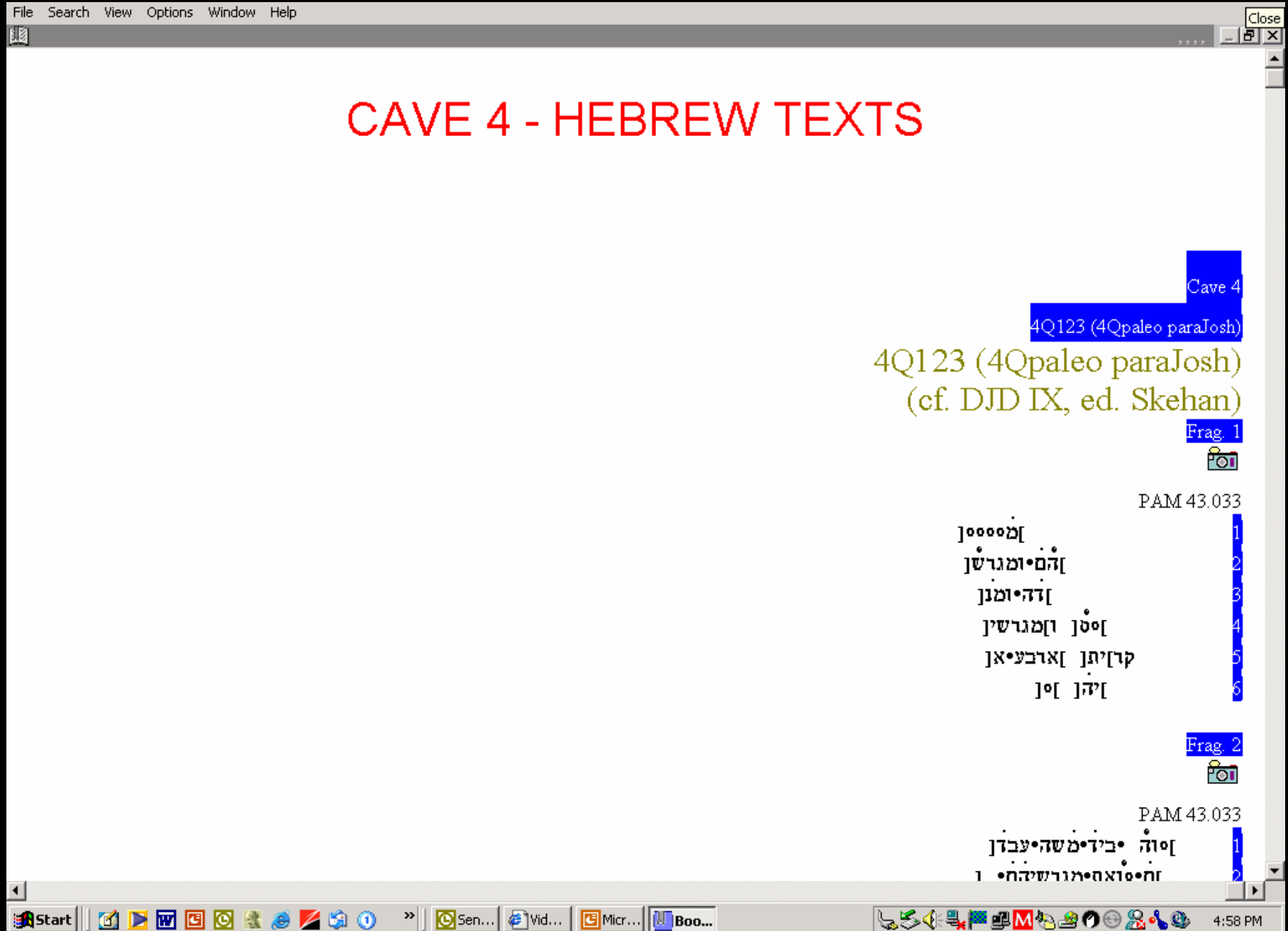


4Q123 (4Qpa

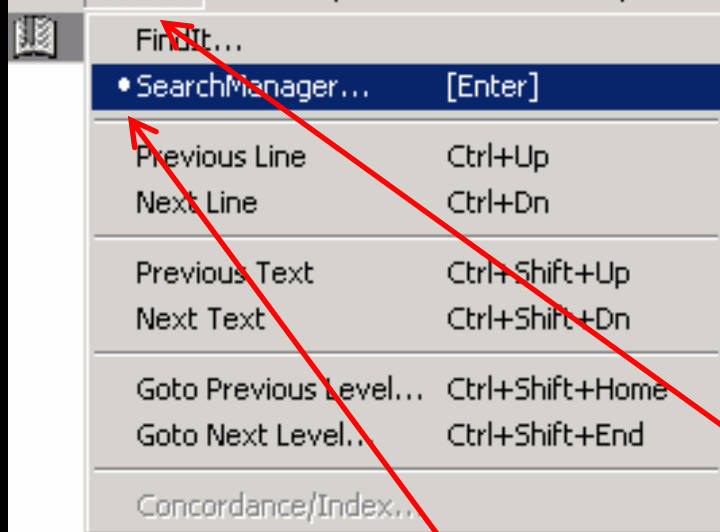
Qpaleo pa
D IX, ed. S

מ[
הם[
דה[
ס[ו[מגר
קרית[וארבע[
יה[יס[

Upon entering the program open “The Dead Sea Scrolls – Hebrew” and choose the cave that has your document (or simply start in cave 4 – Hebrew). Then select “Open.” You will then see the following screen:



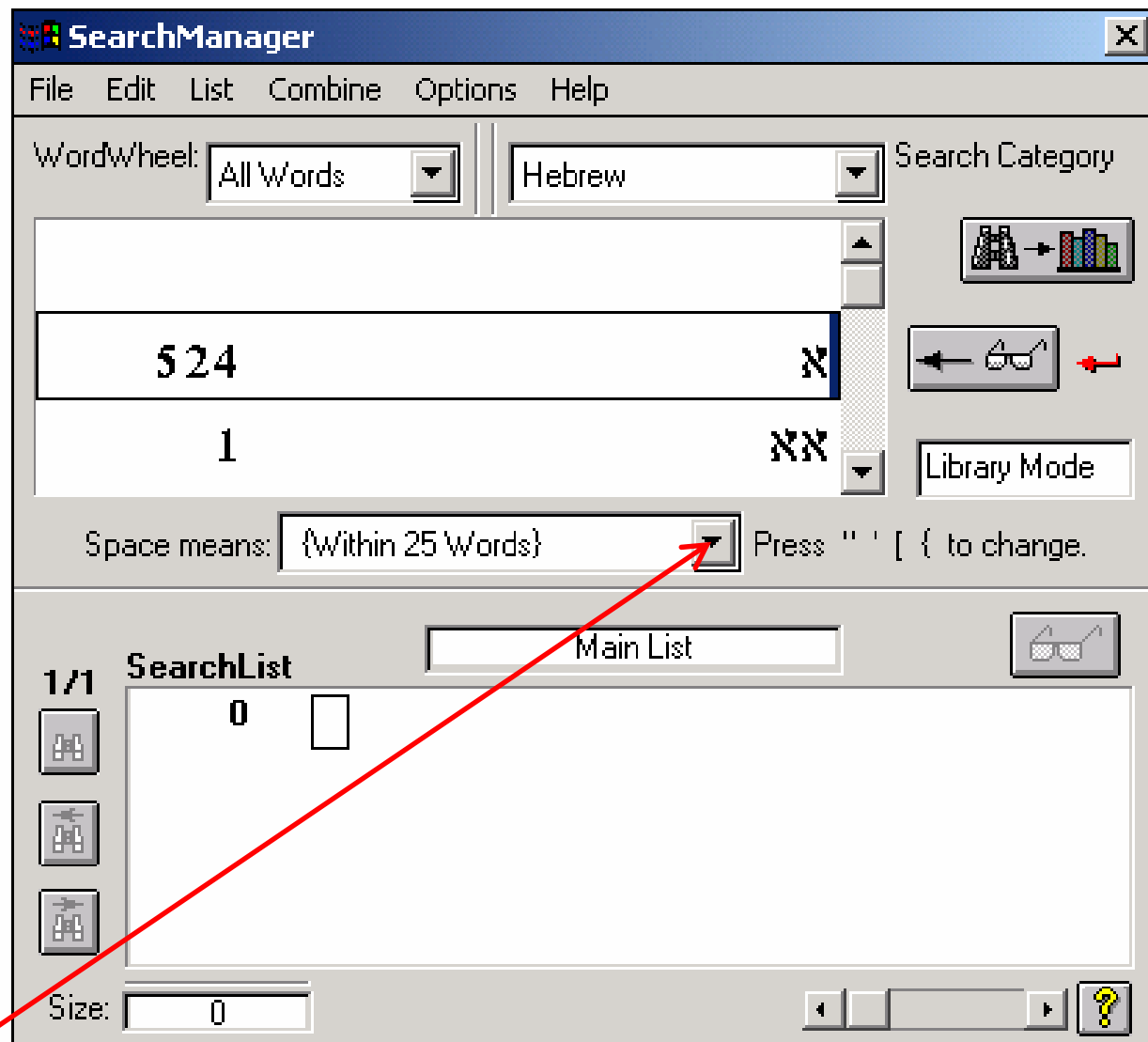
Your screen will look like this.



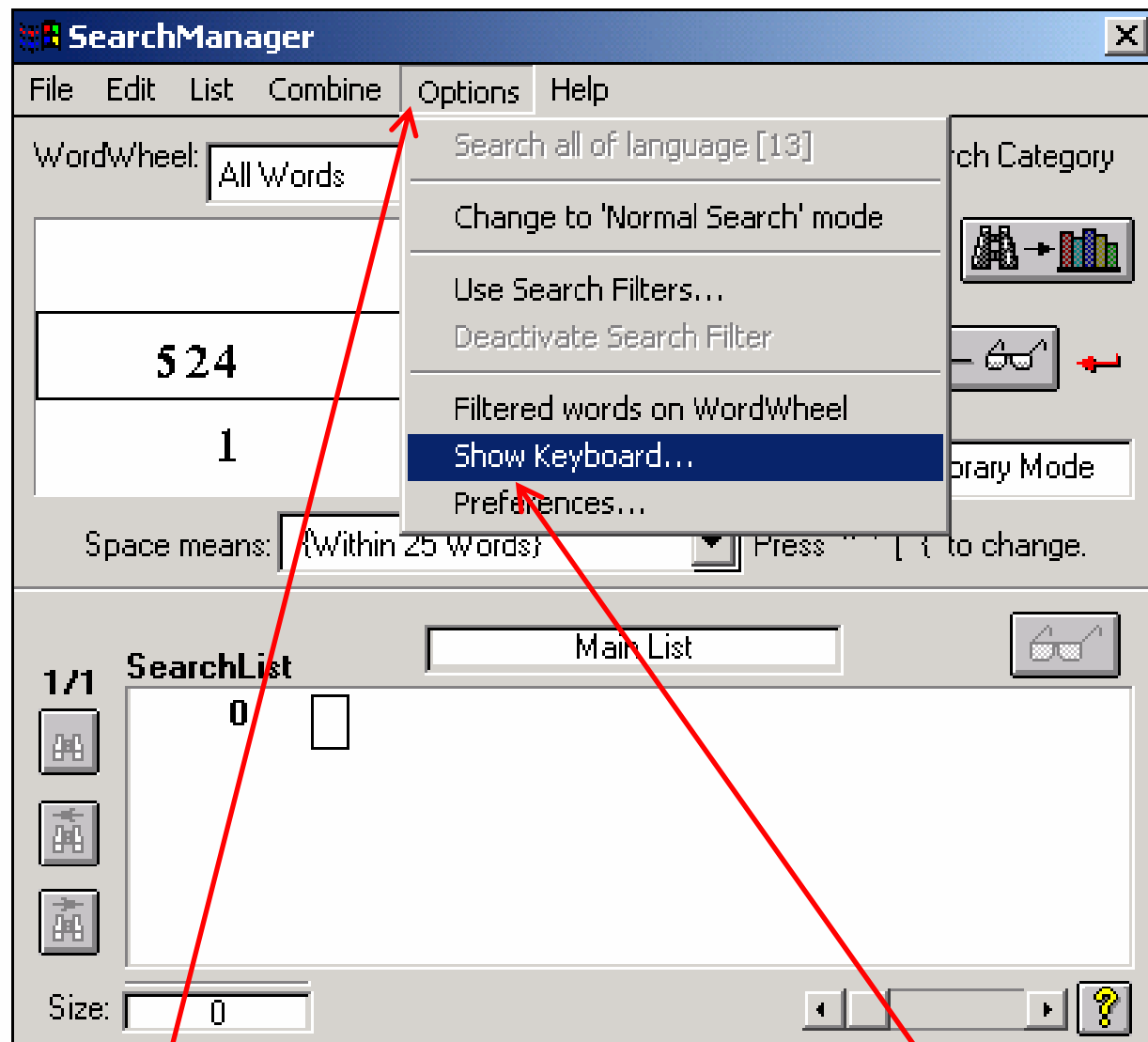
CAVE 4 - HEBREW TEXT

4

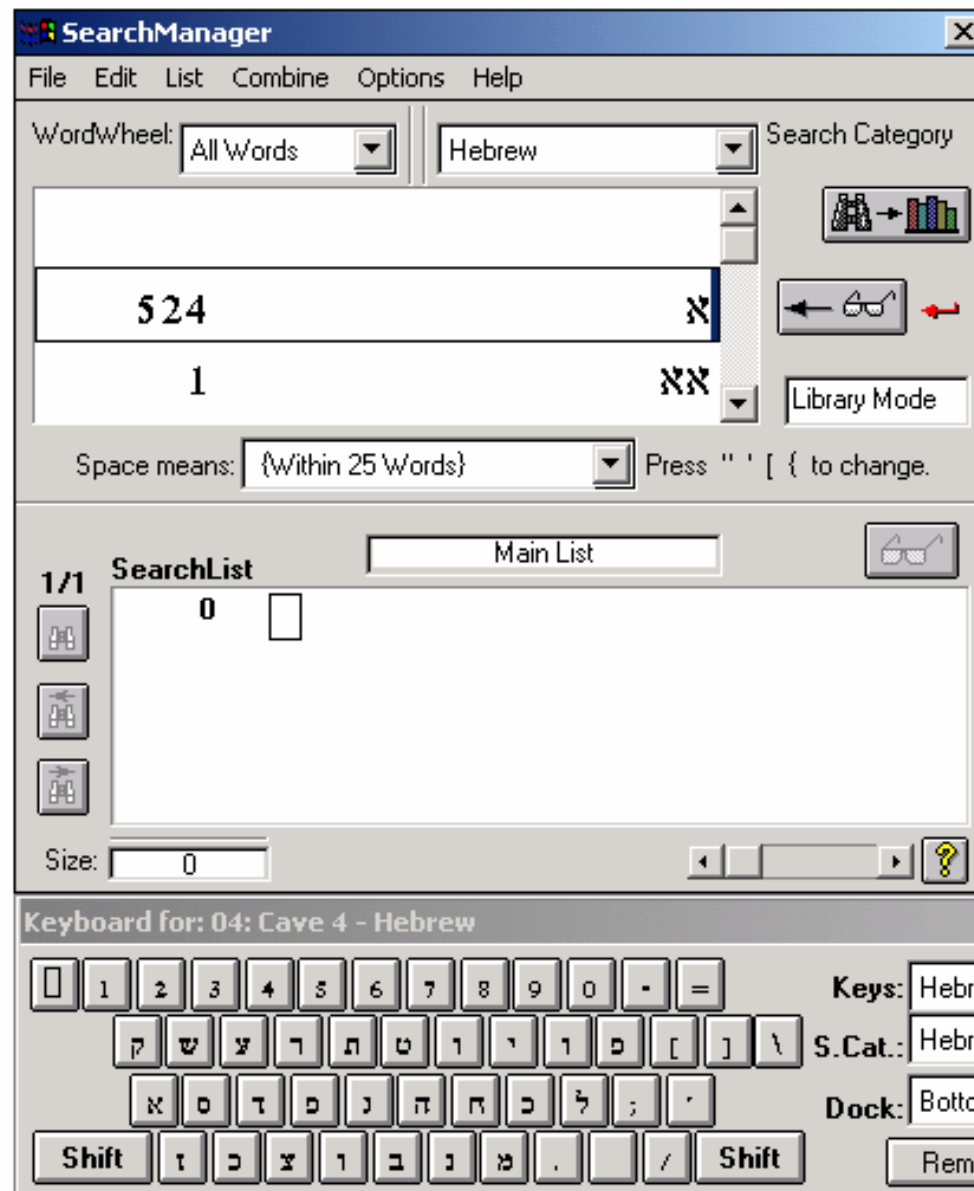
From the menu at the top of the screen choose 'Search' and then 'Search Manager'.



Choose the allowable distance between the two words (e.g., 25 words).



Under “Options” choose “Show Keyboard”



4Q123 (4Qpaleo par

123 (4Qpaleo paraJ
cf. DJD IX, ed. Skeh

PAM

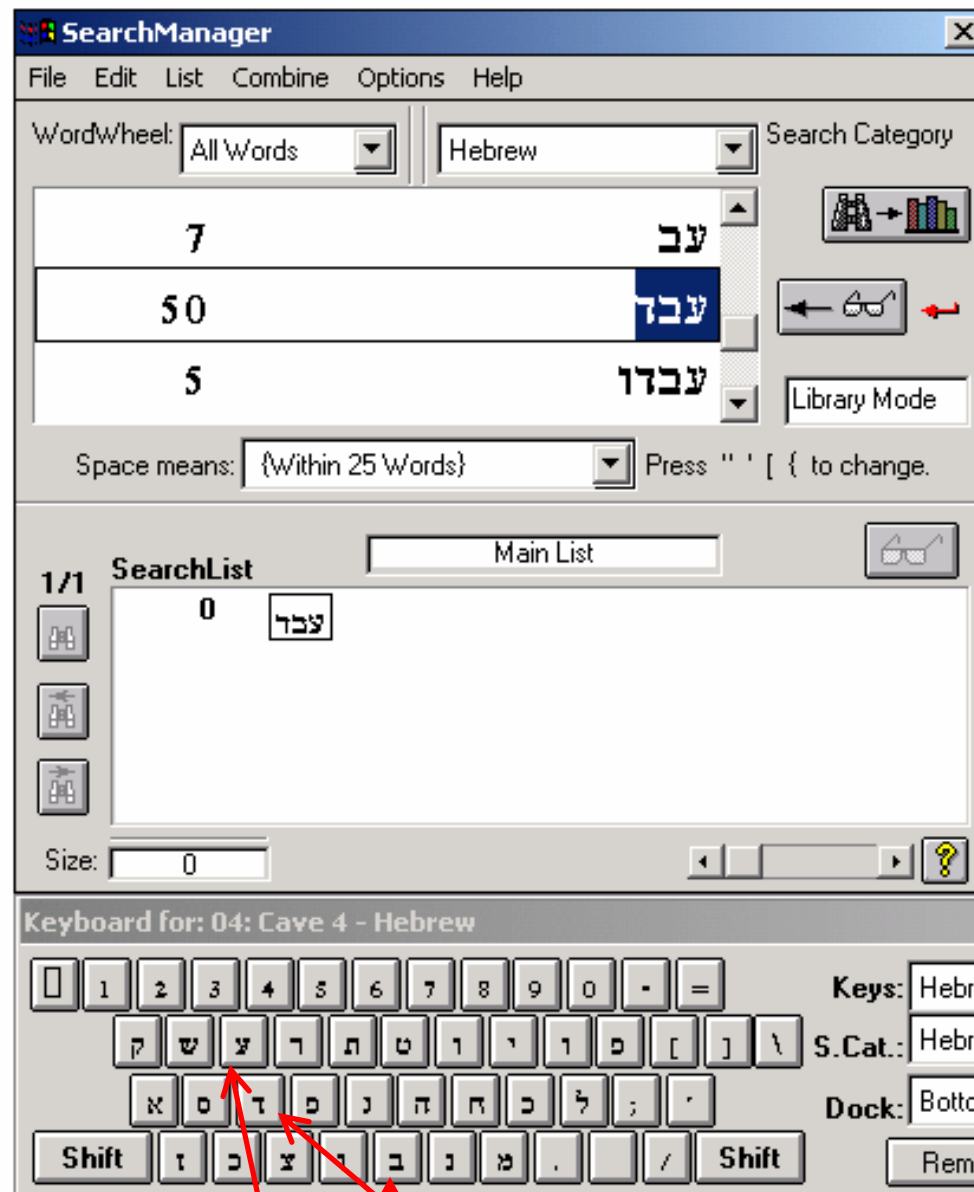
מִסְמָרִים
וְהִמְנוּ
וְהִמְנוּ
וְהִמְנוּ
וְהִמְנוּ
וְהִמְנוּ
וְהִמְנוּ

וְהִמְנוּ

PAM

וְהִמְנוּ

Thinking right-to-left, type out the word for which you wish to search.



4Q123 (4Qpaleo para
123 (4Qpaleo paraJ
cf. DJD IX, ed. Skeh

PAM

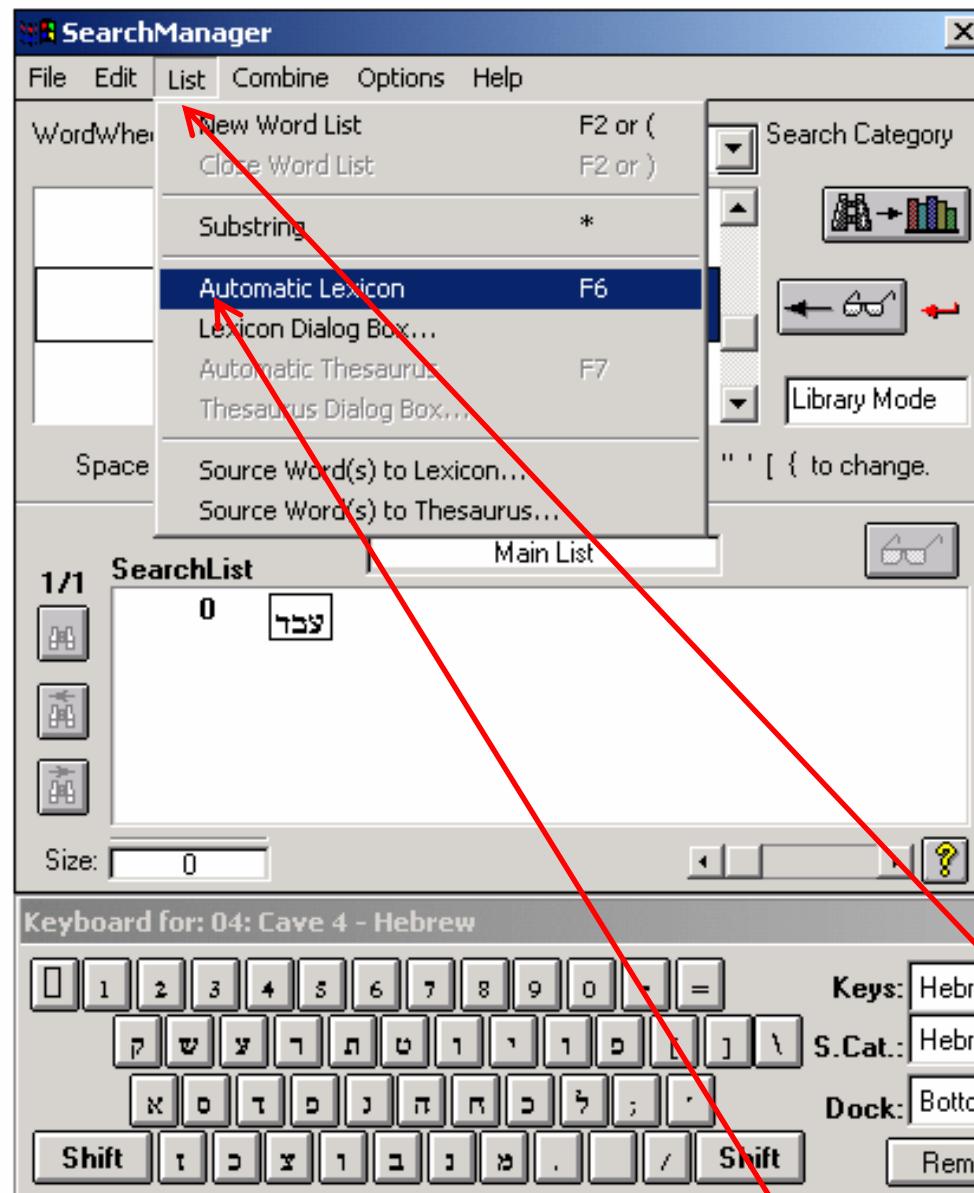
מסססס
הם•ומגרשן
זה•ומנ
ססן ו•מגרשין
קריתן ארבע•אן

לי

PAM

ססה •ביד•משה•עבדן

For אאא type 1st 2nd 3rd



4Q123 (4Qpaleo par

123 (4Qpaleo paraJ
cf. DJD IX, ed. Skeh

PAM

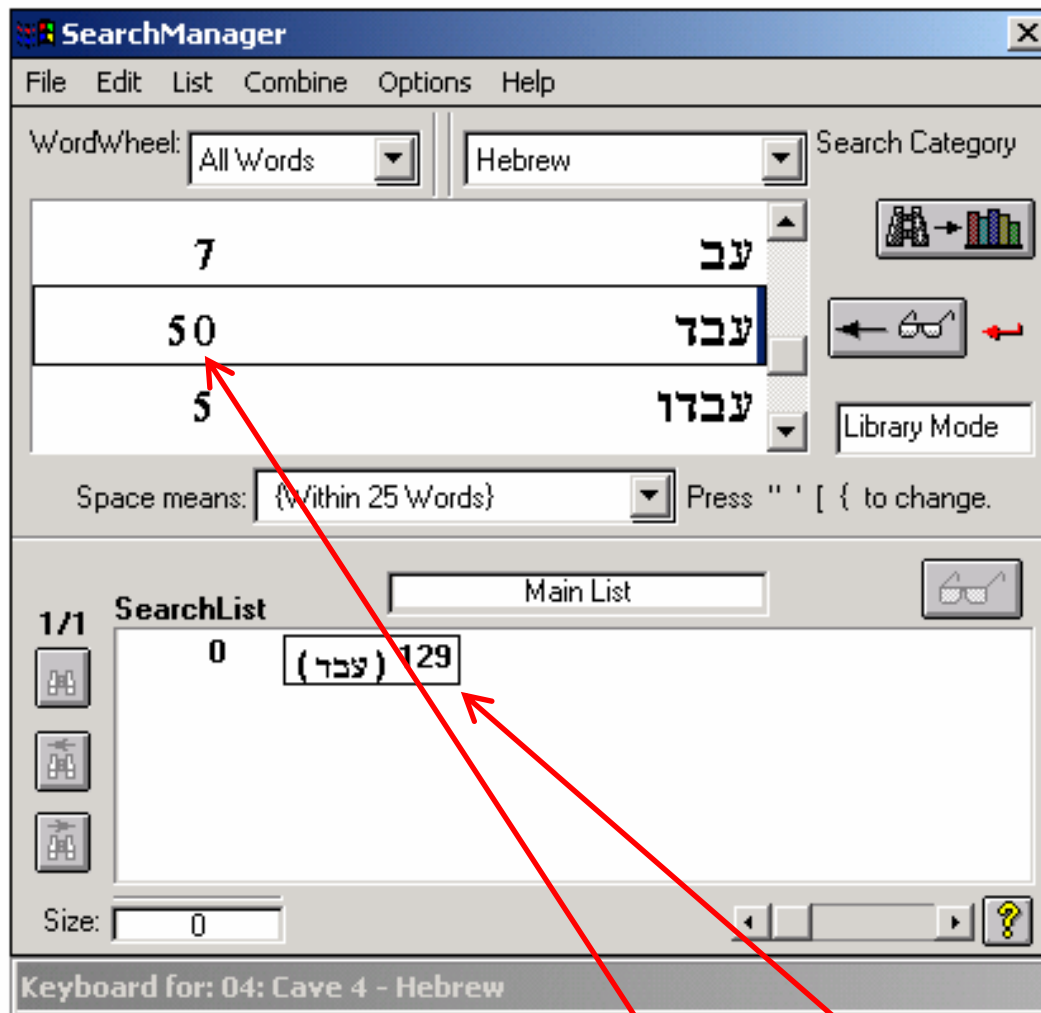
מסססס
הם•ומגרשן
זה•ומנ
ססן ו•מגרשין
קריתן וארבע•א

לי

PAM

ססה •ביד•משה•עבדן

To find related forms of the same word go to “List” and then choose “Automatic Lexicon”



4Q123 (4Qpaleo para

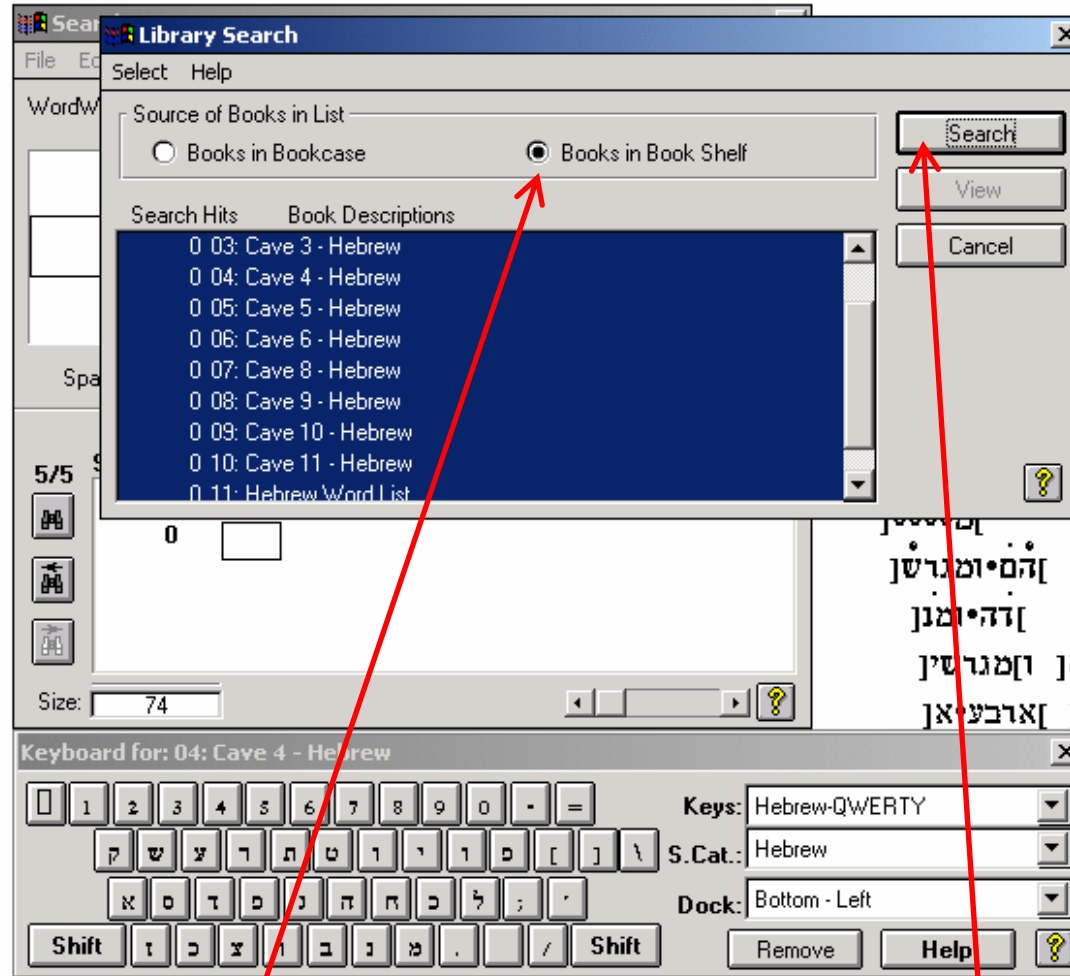
123 (4Qpaleo paraJo
cf. DJD IX, ed. Skeh

PAM

מִסְמָח
הֵם וּמִגְרִשׁ
זֶה וּמִן
סִט וּמִגְרִשׁ
קִרְיָת וְאַרְבַּע־א

While the exact form ~~עבר~~ occurs 50 times in the (non-biblical) Scrolls, the program will now search for the 129 different forms of that root that occur in the Scrolls. (If you want you can press the spacebar enter another word that you needs to be in the vicinity.)

CAVE 4 - HEBREW TEXTS



When the “Library Search” window appears choose
“Books in Book Shelf” and then “Search.”

Cave 4

(4Qpaleo paraJosh)

o paraJosh)

d. Skehan)

Frag. 1



PAM 43.033

1

2

3

4

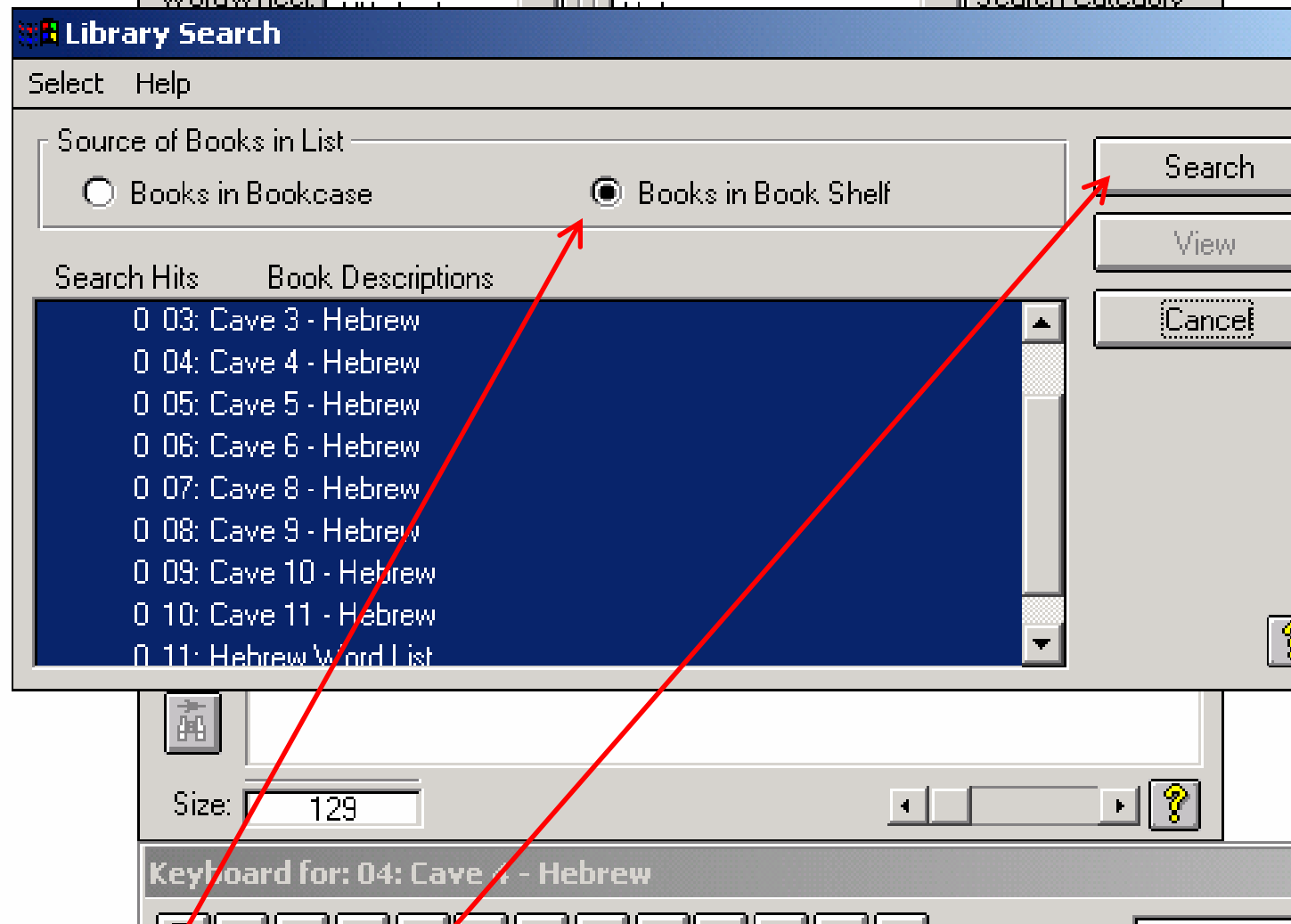
5

6

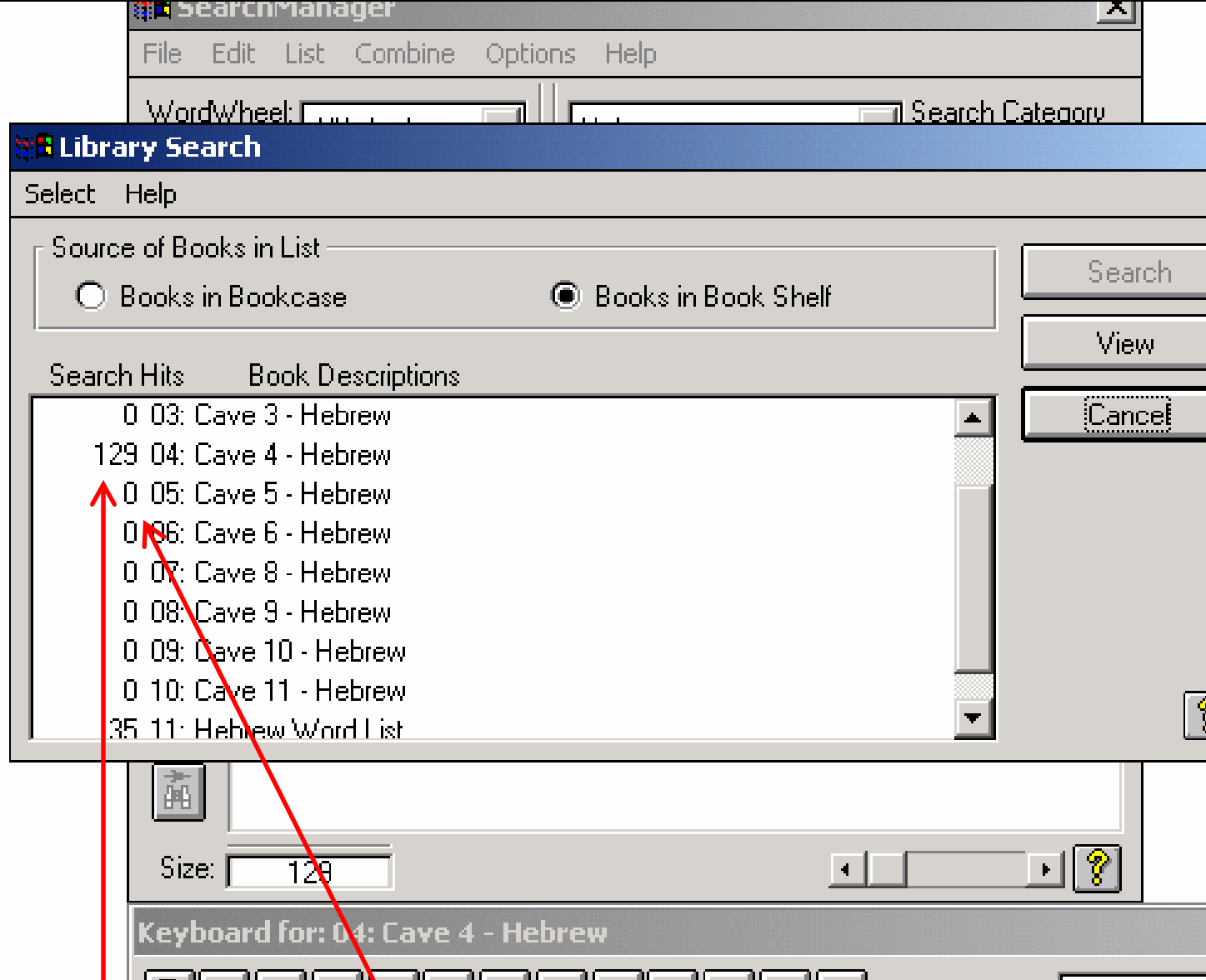
Frag. 2



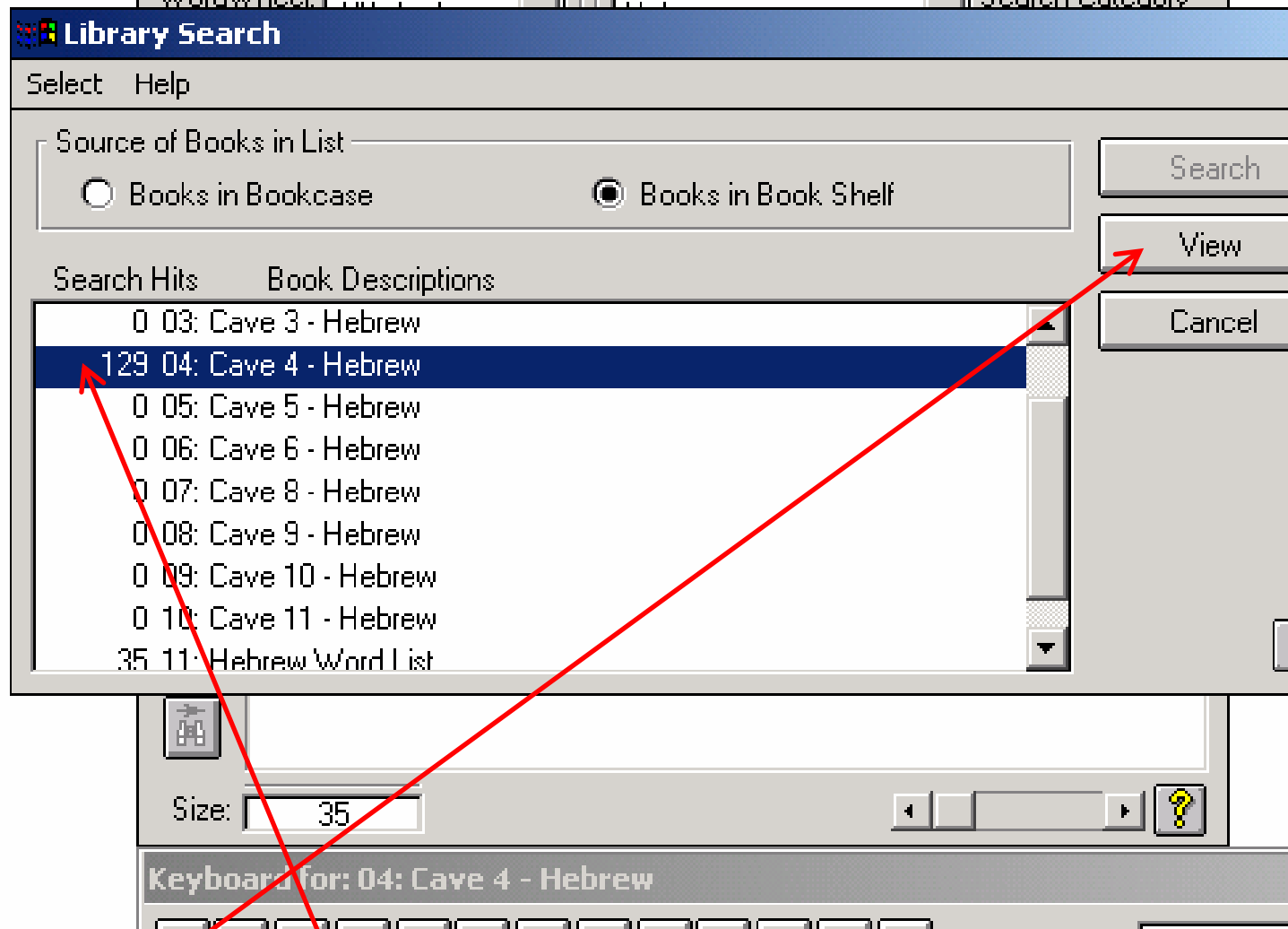
PAM 43.033



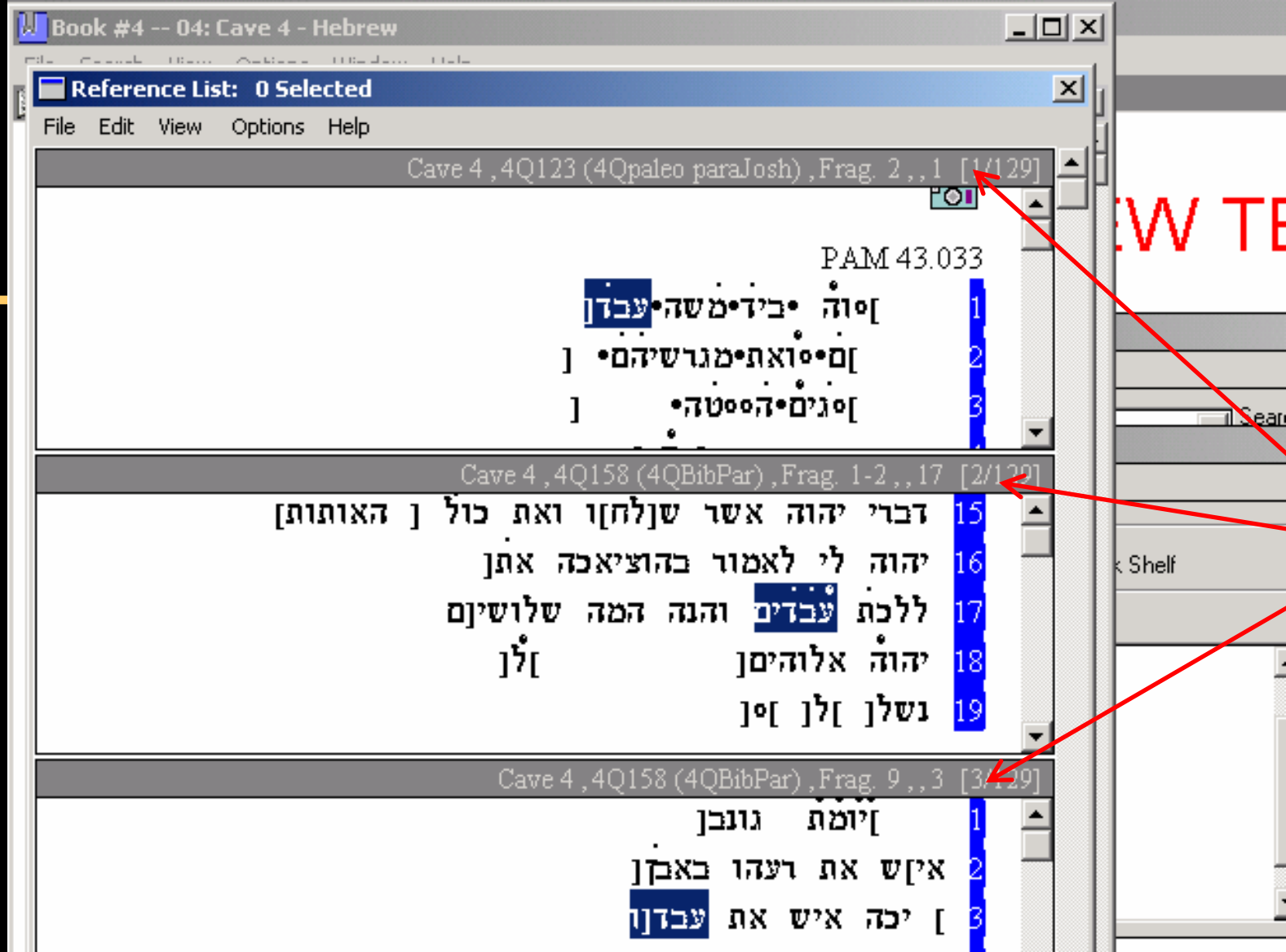
Choose “Books in Book Shelf” (for the Hebrew manuscripts)
and then “Search”



Now the number of “hits” (occurrences) are listed next to each cave. There are 129 in cave 4. None in caves 3 or 5-10. There are 35 in cave 11.



With your cursor, select a cave that has some hits and then choose "View"



Now you can scroll through the hits using your up and down arrow keys as you learned to do in English searches. Unfortunately you cannot copy Hebrew text to a file.

Book #4 -- 04: Cave 4 - Hebrew

Reference List: 0 Selected

File Edit View Options Help

Cave 4 , 4Q123 (4Qpaleo paraJosh) , Frag. 2 , , 1 [1/129]

PAM 43.033

וְהָיָה בְּיַד מֹשֶׁה עֲבֹדָן

וְהָיָה בְּיַד מֹשֶׁה עֲבֹדָן

וְהָיָה בְּיַד מֹשֶׁה עֲבֹדָן

Cave 4 , 4Q158 (4QBibPar) , Frag. 1-2 , , 17 [2/129]

וְהָיָה אֲשֶׁר שָׁנָח וְאֵת כֹּל [הָאוֹתוֹת]

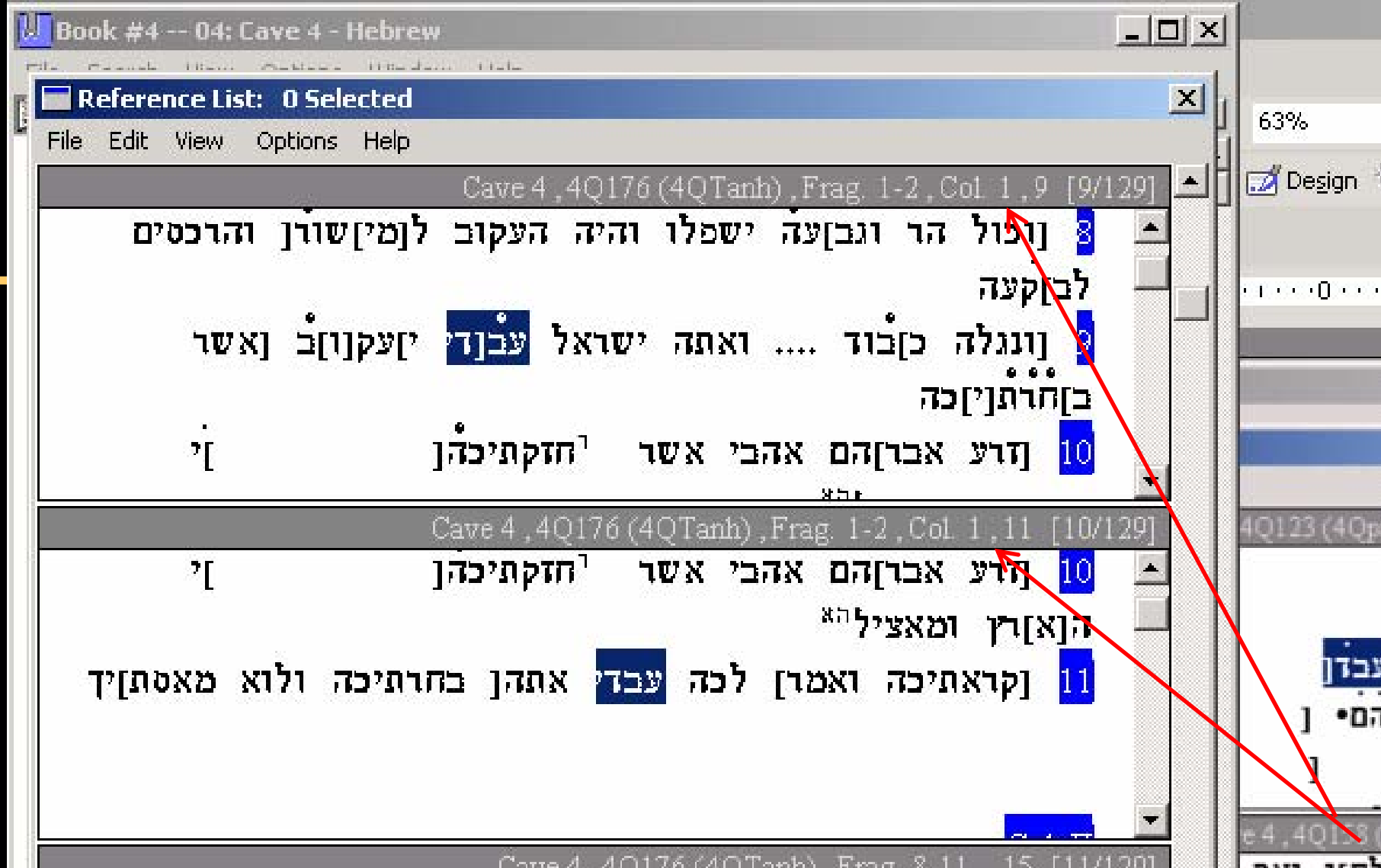
וְהָיָה לִי לְאִמּוֹר בְּהוֹצִיאָכָה אֶתְּ

לְלַכְתָּ עֲבָדִים וְהָיָה הֵמָּה שְׁלוֹשִׁים

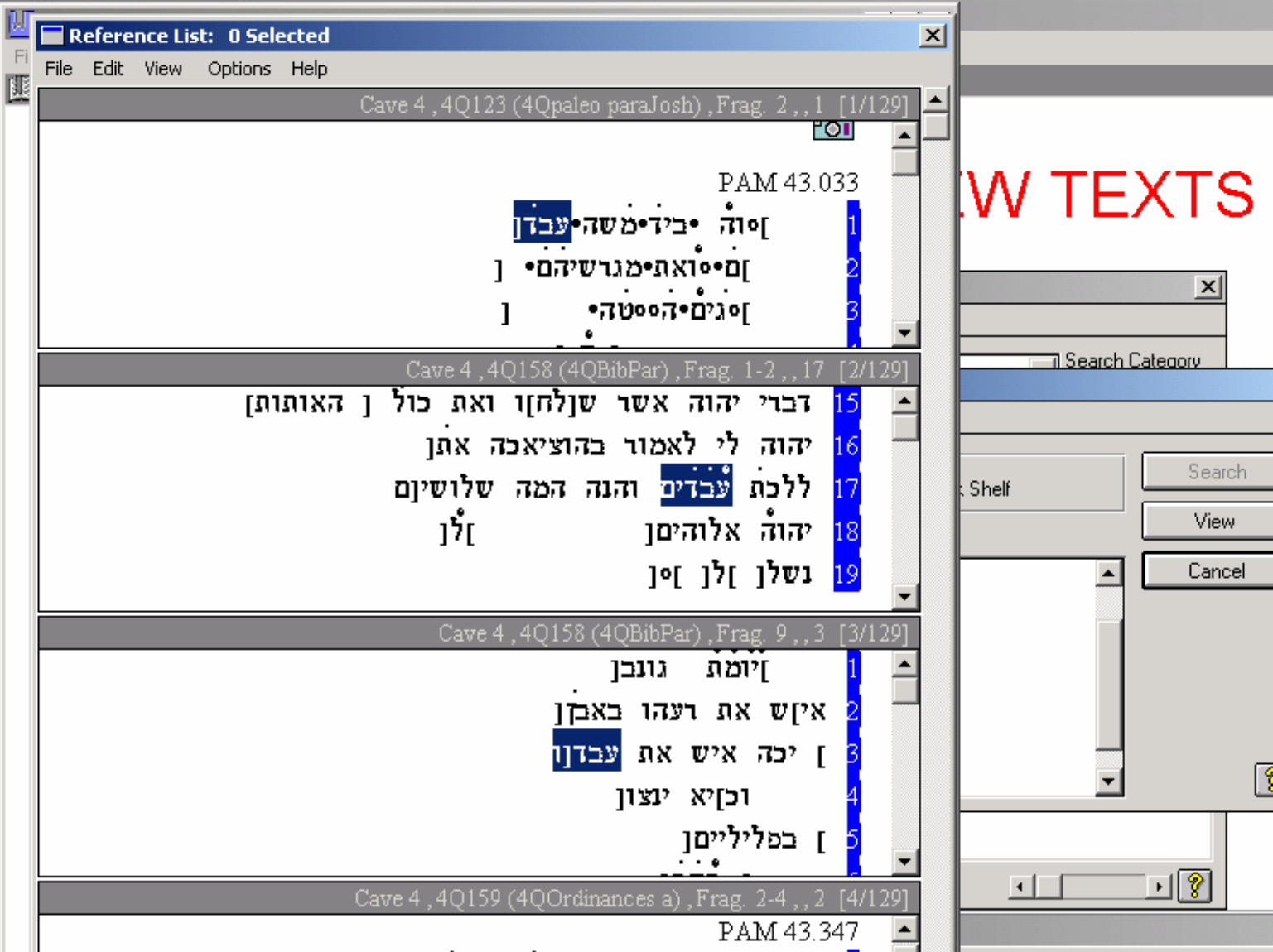
וְהָיָה אֱלֹהֵימָן

וְשָׁלַח לְלֹא [וְשָׁלַח]

Unlike English searches the full reference is given for each Hebrew search. You simply need to remember the SBL Handbook style. The first two are 4Q123 2, 1 (or 4Qpaleo paraJosh 2, 1) and 4Q158 1-2, 17 (or 4QBibPar 1-2, 17)

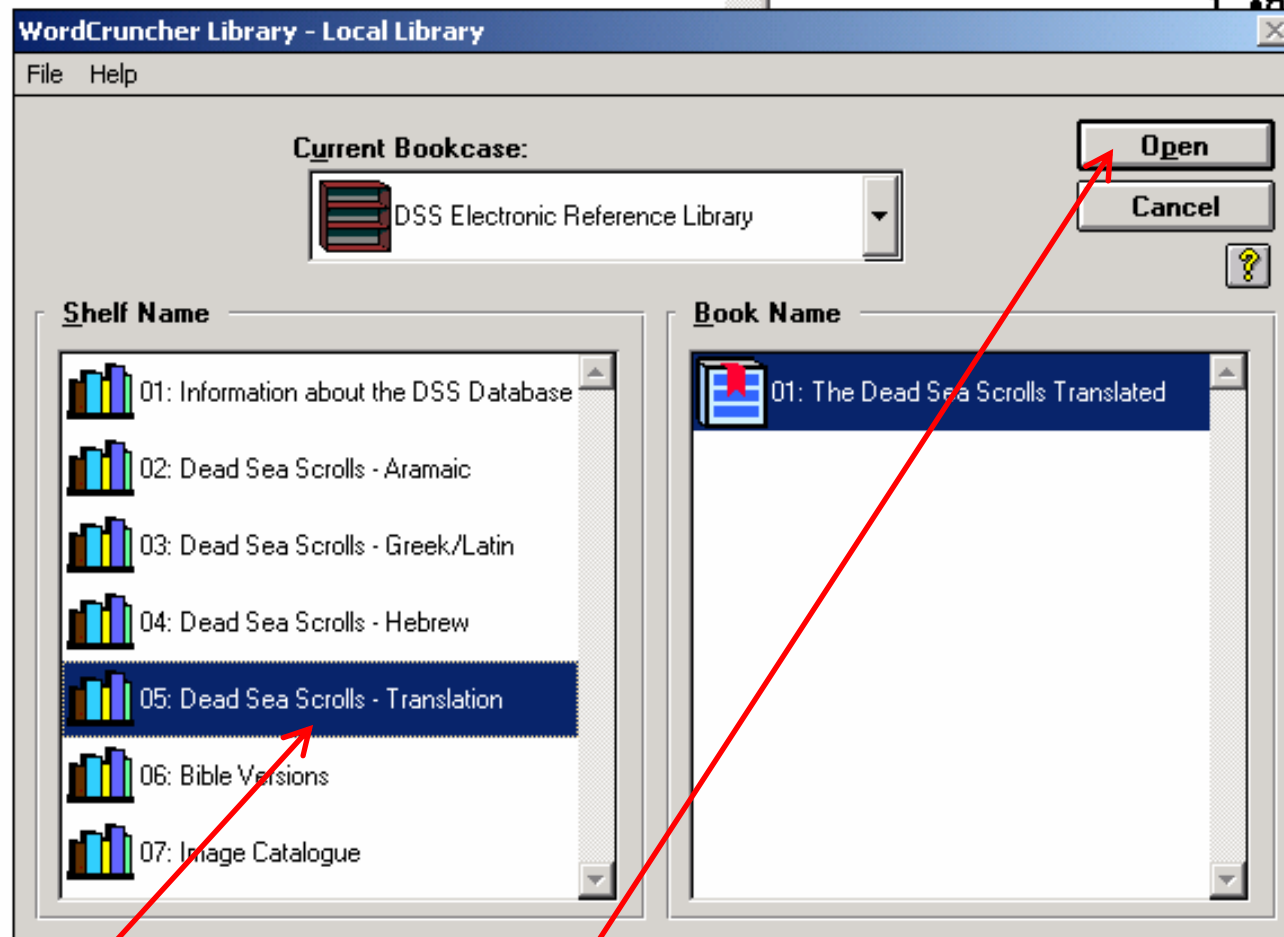


Here we have 4Q176 1-2 I, 9 (or 4QTanh 1-2 I, 9) and
4Q176 1-2 I, 11 (or 4QTanh 1-2 I, 11).

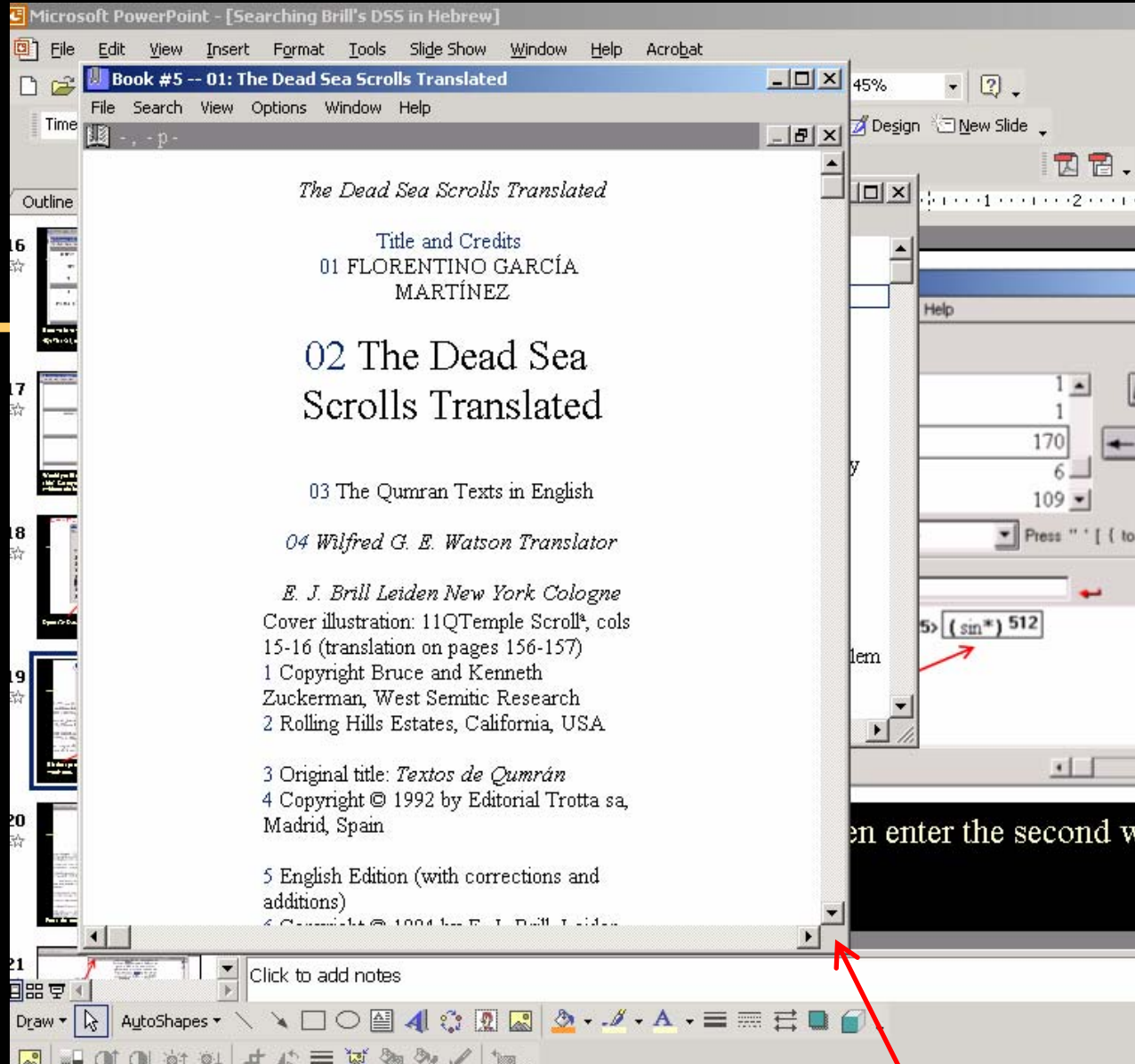


Would you like to put the Hebrew and English translation side-by-side? Go to your desktop and open the Brill DSS program again (without closing the edition you already have open).

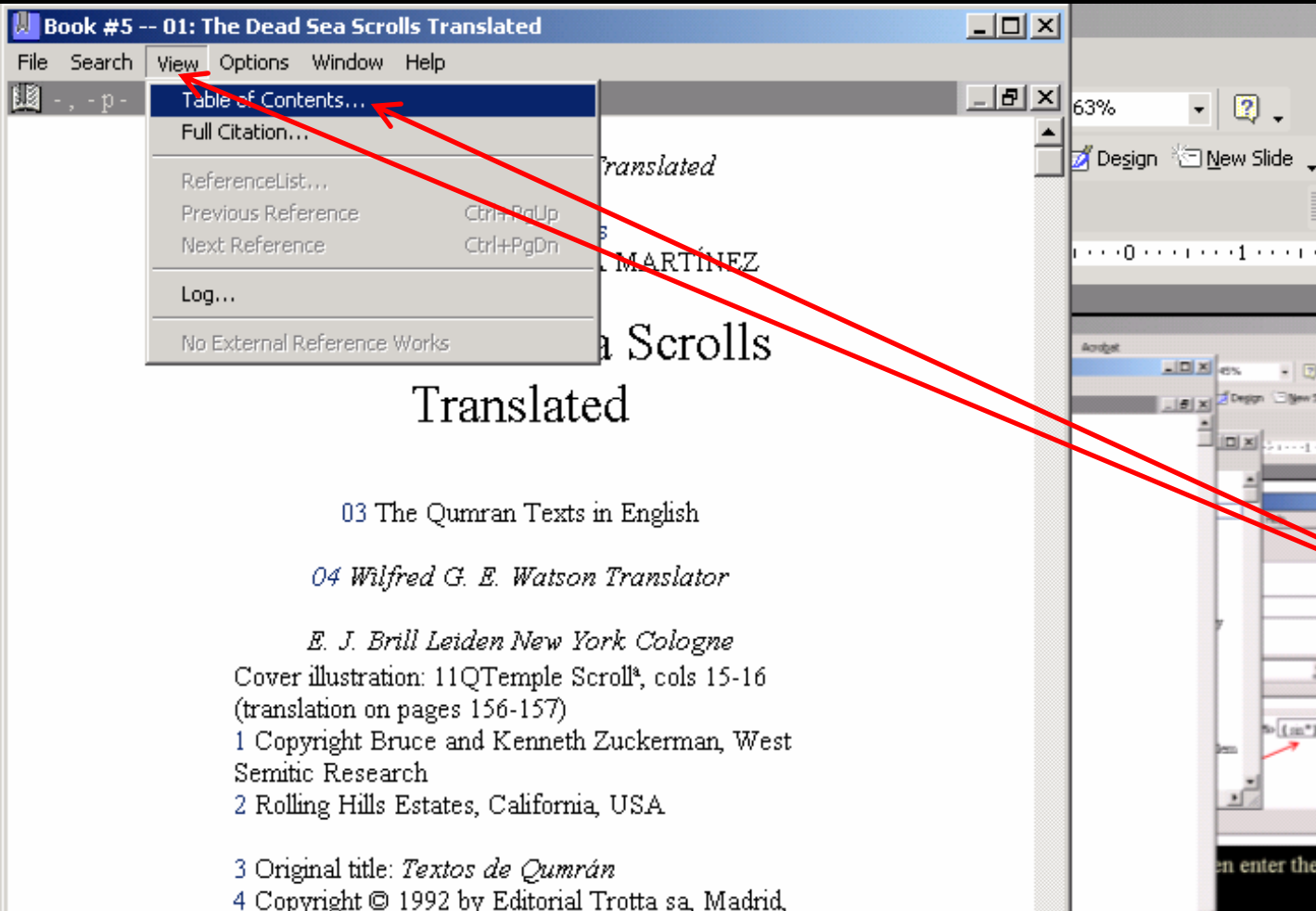
E 4 - HEBREW TEXTS



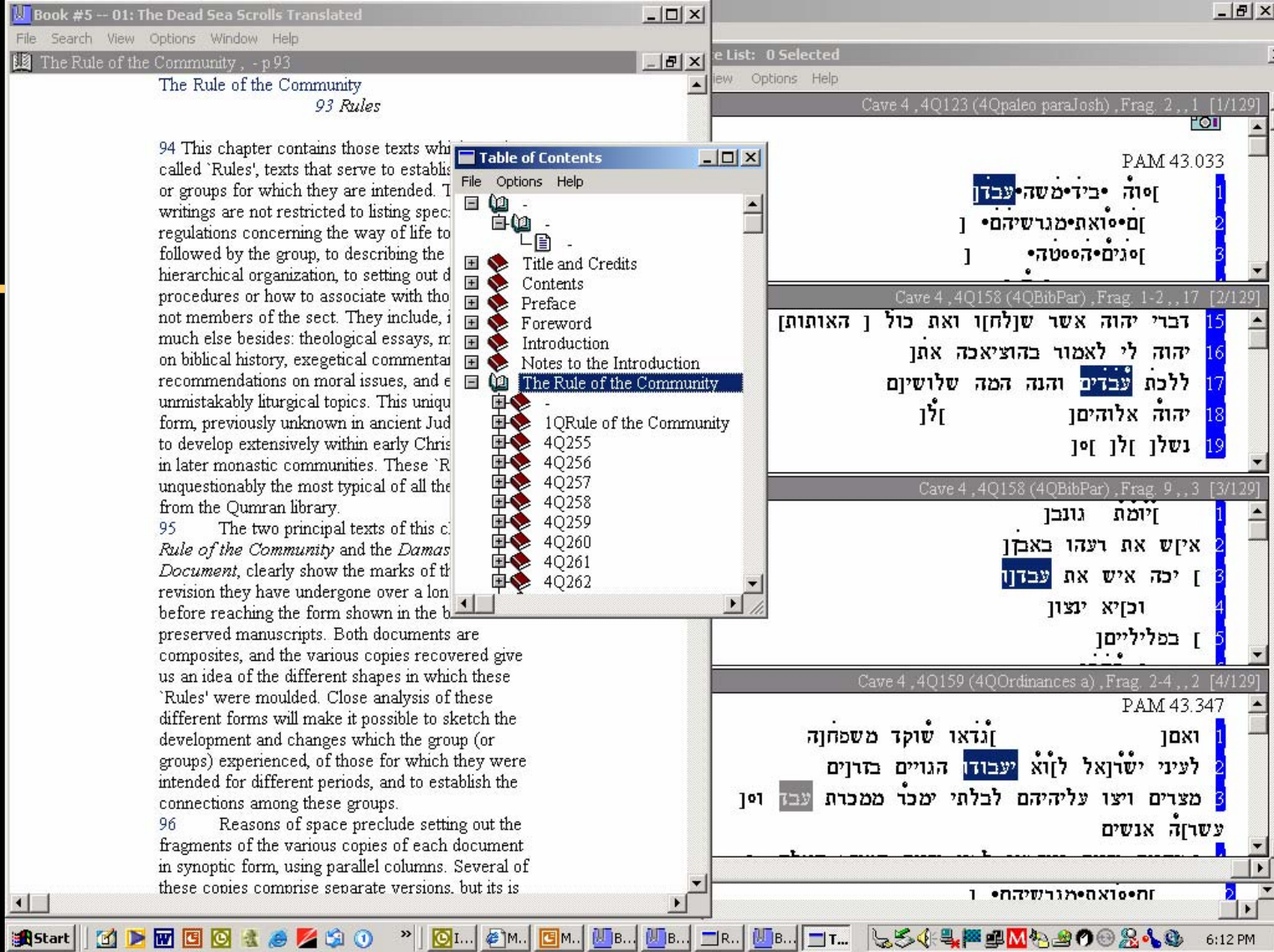
Open The Dead Sea Scrolls Translated.



With your cursor you can stretch the window from the corners until it fills half the screen.



When you have it positioned as you want go to “View” and “Table of Contents”



Then find the Reference List icon at the bottom of the screen and arrange each window until you can see the English and Hebrew windows visible side-by-side.

Book #5 -- 01: The Dead Sea Scrolls Translated

File Search View Options Window Help

Paraphrase of the Pentateuch, - p 1859

Paraphrase of the Pentateuch
1859 1 Paraphrase of the Pentateuch

4Q158
1860 a 4QReworked Pentateuch^a (4Q158)

1861 Frags. 1 - 2 1 [] because of you shall fight and [] 3 [] Gn 32:25-30 A remain[ed] alone there, and [a man] w f[ighting] with him until first light. Since that he could not prevail against him, h him in the thigh joint] 4 [and Jacob's th was dislocated] while he struggled wit he caught hold of him. And said to him walk, for dawn is breaking. But Jacob shall not let you walk] 5 [unless you h me. He asked him: What is your name told him: Jacob. He said to him: Now longer be called Jacob, but Israel, for fought] 6 [with God and with] men and won. And Ja[cob] asked him and said your na[me] /please/! 7 [And he said t do you ask me [my name?] And he bl right there. And he said to him: May you fertile and bl[ess] you [May he fill you with] 8 [knowle]dge and intelligence; may he free you from all violence [] 9 until this day and for everlasting generations [] 10 And he walked on his way after having blessed him there. [Gn 32:31-33 Jacob named the place Penu'el: Because I saw God face to face and in spite of that my life has remained safe. And there rose] 11 the sun as he passed Penu'el [and he went on with a game thigh] 12 on that day. And he said to him: You shall not ea[t] 13 above the two joints of the thigh until the present [day] 14 Ex 4:27-28 to Aaron saying: Go and find [Moses in the desert]! He

Table of Contents

File Options Help

- Notes to the Introduction
- The Rule of the Community
- The Damascus Document
- Fragments of other rules
- Halakhic Texts
- Other Halakhic Texts
- The War Scroll
- The War Scroll
- Rule of the Congregation
- Description of New Jerusalem
- Other Texts
- The Targums
- The Temple Scroll
- Pesharim
- Other Texts
- Paraphrase of the Pentateuch
- 4Q158
- 4Q158-365
- 2Q22

PAM 43.033

1 סוה יבד משה עבד
2]ם סודת מגרשיהם
3]סגים הסטה

Cave 4, 4Q123 (4Qpaleo paraJosh), Frag. 2, 1 [1/129]

Cave 4, 4Q158 (4QBibPar), Frag. 1-2, 17 [2/129]

15 דברי יהוה אשר ש[לח]ן ואת כול [האותות]
16 יהוה לי לאמור בהוציאכה אתן
17 ללכת עבדים והנה המה שלושין
18 יהוה אלוהים
19 נשלן [לן] [ס]

Cave 4, 4Q158 (4QBibPar), Frag. 9, 3 [3/129]

1 [יזמת גונבן
2 איןש את רעהו באבן
3 [יכה איש את עבדן
4 וכןיא יצון
5 [בפלילים]

Cave 4, 4Q159 (4QOrdinances a), Frag. 2-4, 2 [4/129]

PAM 43.347

1 ואם גדאו שוקד משפחה
2 לעיני שרנאל לוא עבדו הגויים בזנים
3 מצרים וצו עליהם לבלתי ימכו ממכרת עבד וס
עשרה אנשים

English (U.S.)

6:24 PM

The first text, 4Q123 is considered a biblical text and is not included in the English translation. The second text, 4Q158 is listed under “Paraphrase of the Pentateuch” Click on it and see the text come up.

Where is the English translation?

- To find the English translation you may wish to consult the hardcopy edition of Florentino García Martínez' translation (The Dead Sea Scrolls Translated: The Qumran Texts in English). In the very back of the book the Manuscripts from Qumran are listed in order of cave and manuscript number and at the end of each entry is an indication of the pages where the text is translated. If you turn to those pages you can see how they relate to the table of contents, which has the same structure as the one in the software program. 4Q158 is listed on page 483 of that list which tells us it is translated on pages 219-222 of the book. In the table of contents of the book those pages are listed under "Paraphrase of the Pentateuch."

Cave 4_4Q123 (4Qpaleo paraJosh).Frag. 2..1 [1/129]

PAM 43 033

[Table of Contents](#)

File Options Help

- + Notes to the Introduction
- + The Rule of the Community
- + The Damascus Document
- + Fragments of other rules
- + Halakhic Texts
- + Other Halakhic Texts
- + The War Scroll
- + The War Scroll
- + Rule of the Congregation
- + Description of New Jerusalem
- + Other Texts
- + The Targums
- + The Temple Scroll
- + Pesharim
- + Other Texts
- Paraphrase of the Pentateuch
- + -
- + 4Q158
- + 4Q364-365
- + 2022

וְהָיָה בְּיָדֵי מֹשֶׁה עֲבֹדָה
וְהָיָה בְּיָדֵי מֹשֶׁה עֲבֹדָה
וְהָיָה בְּיָדֵי מֹשֶׁה עֲבֹדָה

Cave 4_4O158 (4OBibPar)_Frag. 1-2_17 [2/129]

דברי יהוה אשר שִׁלַּח וְאֵת כֹּל [הַאֲוֹתוֹת] 15
יהוה לִי לֵאמֹר בְּהוֹצִיאָכָה אֶתְּ 16
לֵלֶכְתָּ עֲבָדִים וְהָיָה הָמָּה שְׁלוֹשִׁים 17
יְהוָה אֱלֹהֵינוּ 18
נִשְׁלַח לָנוּ 19

Cave 4_4Q158 (4QBibPar)_Frag. 9_3 [3/129]

1	[יִזְמַת גּוֹבֵן
2	אִישׁ אֶת רַעְהוּ בֶּאֱבֹן
3	[יִכֶּה אִישׁ אֶת עֲבֹדוֹן
4	וּכְיָא יִצְוֹן
5	[בַּמְלִילִיִּים

Cave 4_4O159 (4OOrdinances a)_Frag 2-4...2 [4/129]

PAM 43 347

ואם]גדאו שוקד משמחה
לעני ישר אל לוא יעבדו הגויים בדרים
מצרים ויצו עליהם לבלתי ימכר ממכרת עבד וס]
עשרה אנשים

01: The Dead Sea Scrolls Translated

View Options Window Help

e of the Pentateuch, 4Q158 p1861

right there. And he said to him: May yhwah make you fertile and bl[ess] you [May he fill you with] 8 [knowle]dge and intelligence; may he free you from all violence [] 9 until this day and for everlasting generations [] 10 And he walked on his way after having blessed him there. [Gn 32:31-33 Jacob named the place Penu'el: Because I saw God face to face and in spite of that my life has remained safe. And there rose] 11 the sun as he passed Penu'el [and he went on with a game thigh] 12 on that day. And he said to him: You shall not ea[t] 13 above the two joints of the thigh until the present [day] 14 Ex 4:27-28 to Aaron saying: Go and find [Moses in the desert! He went, then, and coming across him on God's mountain he kissed him. Moses repeated to Aaron all] 15 the words of yhwah which he had transmitted to him, and all [the signs which he had commanded] 16 yhwah to me, saying: When you make leave [] 17 in order to go like slaves. And see, these are the un[der] 18 yhwah God [19 []

1862 Frag. 3 1 And Jacob called [] 2 in this earth [] 3 my fathers in order to enter []

1863 Frag. 4 1 [] he commands you [] 2 the people of Egypt: you shall s[erve] 3 according to

View Options Help

Search List: 0 Selected

Cave 4, 4Q123 (4Qpaleo paraJosh), Frag. 2, 1 [1/129]

PAM 43.033

1 יהוה ביד משה עבדן 1
2]ם יסואת ימגרשיהם 2
3]סגים הסטה 3

Cave 4, 4Q158 (4QBibPar), Frag. 1-2, 17 [2/129]

15 דברי יהוה אשר ש[לח]ן ואת כול [האותות]
16 יהוה לי לאמור בהוציאכה אתן
17 ללכת עבדים והנה המה שלושין
18 יהוה אל הים [לן
19 ושלן [לן]ס

Cave 4, 4Q158 (4QBibPar), Frag. 9, 3 [3/129]

1]ימת גונבן
2 אין ש את דעהו באבן
3 [יכה איש את עבדן
4 וכן יא יצון
5 בלללללל

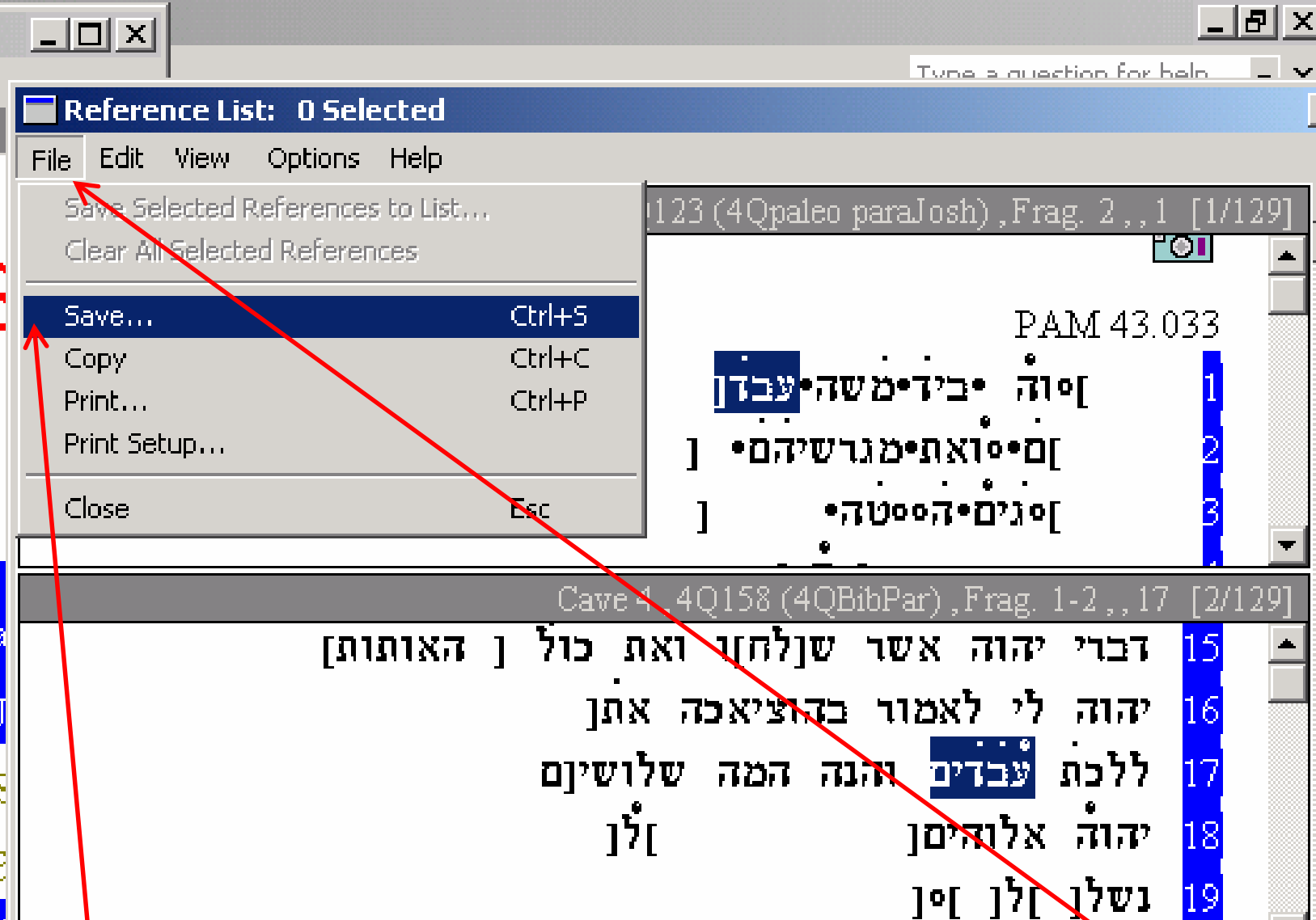
Minimize the Table of Contents and scroll down to line 17 of fragments 1-2. Here's the word "slaves" that translates]ססס.

Now what?

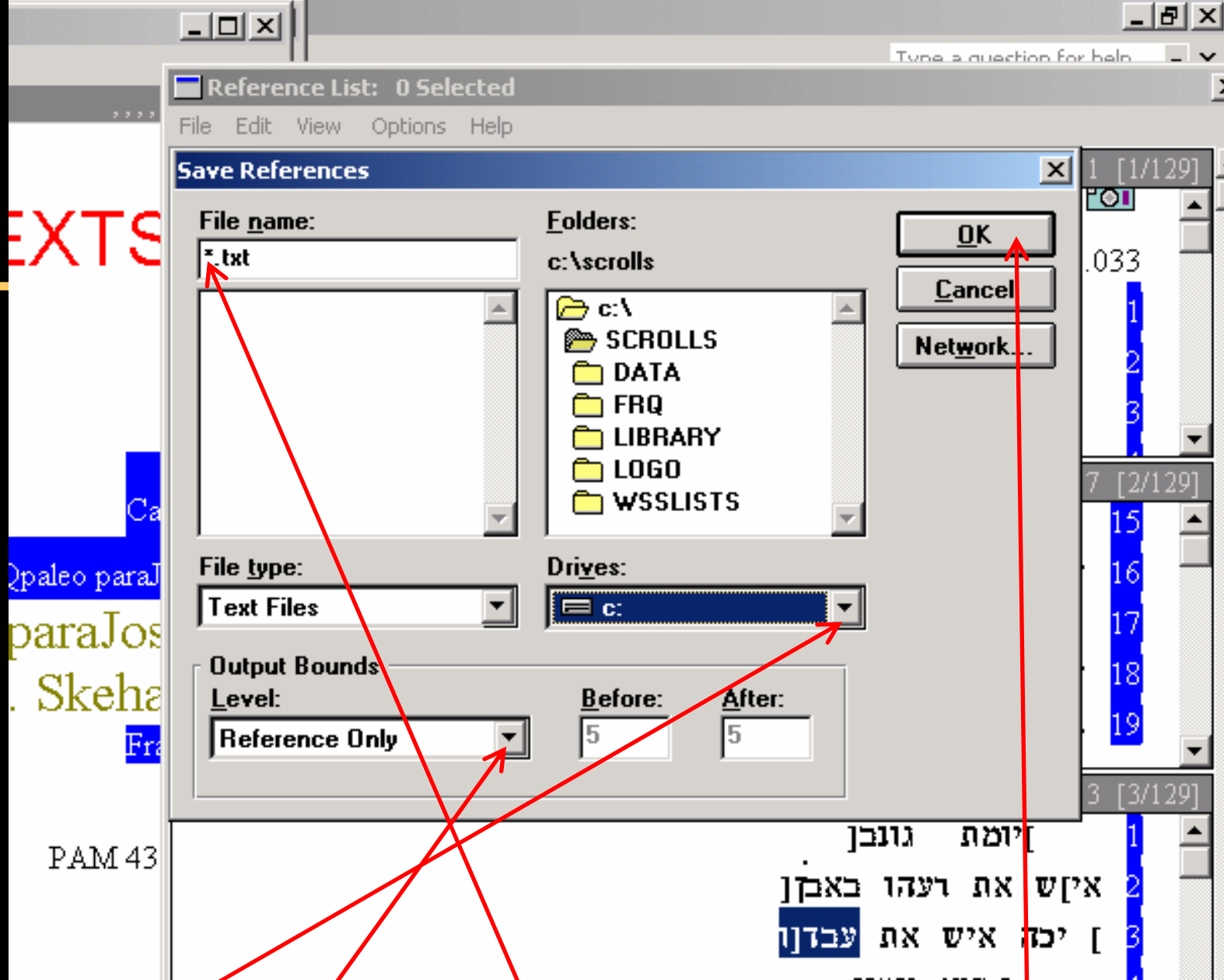
- Follow the same procedure to find the other references in the English translation.
- Don't forget to check the references in the other caves (you're just looking at the ones from cave 4 at the moment).

EXTS

Ca
(4Qpaleo paraJ
o paraJos
d. Skeha
Ex



Another way to find the texts in English translation is to go to “File” and then “Save” on the Reference List with the Hebrew texts.



Choose the drive to which you will save the text file (probably A) .
Choose "Reference Only," Name the file and hit "OK"

|Cave 4,4Q123 (4Qpaleo paraJosh),Frag. 2,,1

Cave 4,4Q158 (4QBibPar),Frag. 1-2,,17

Cave 4,4Q158 (4QBibPar),Frag. 9,,3

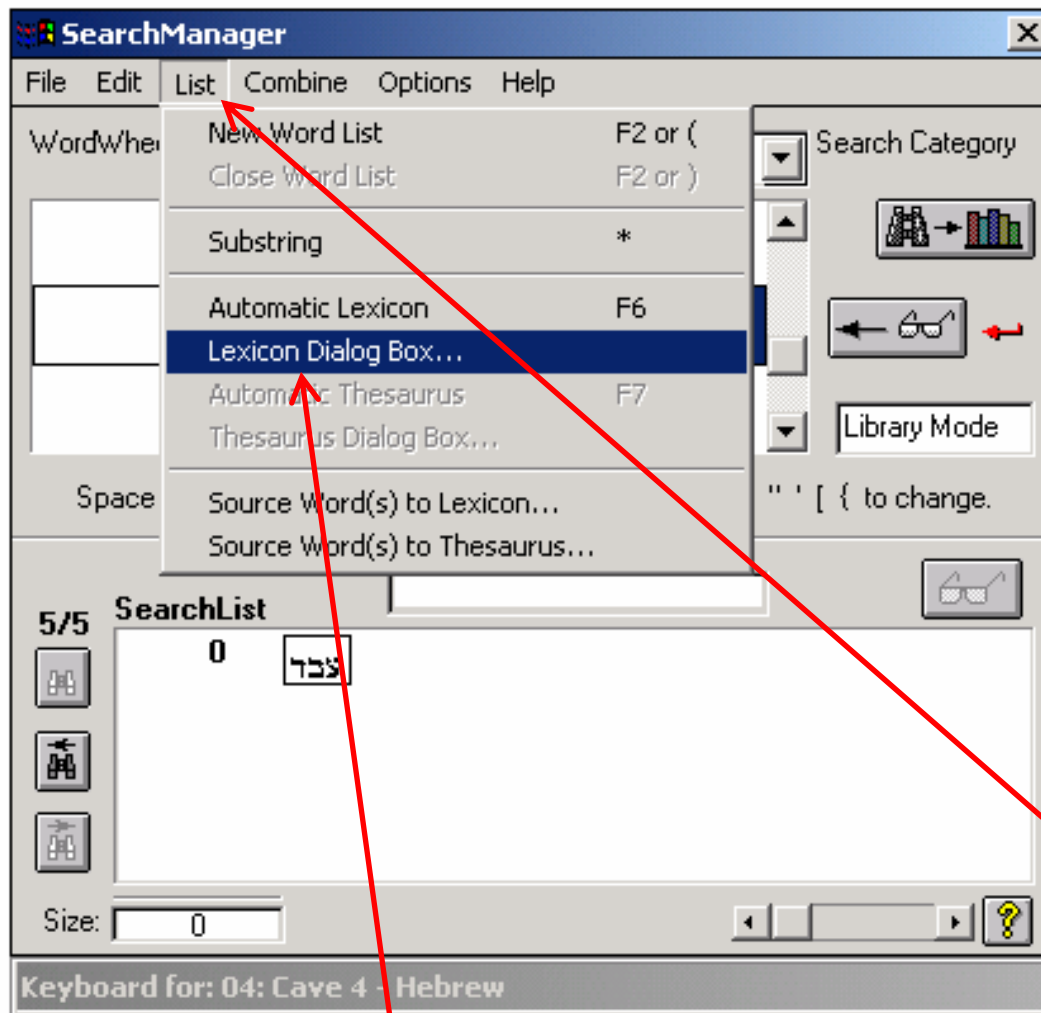
Cave 4,4Q159 (4QOrdinances a),Frag. 2-4,,2

Cave 4,4Q159 (4QOrdinances a),Frag. 2-4,,3

Cave 4,4Q160 (4QVisSam),Frag. 3-4,Col. II,1

Cave 4,4Q163 (4Qpap plsa c),Frag. 11,Col. I,2

Your file will look like this. You can then go to any English translation of the Dead Sea Scrolls and look up the references. I recommend *The Dead Sea Scrolls Study Edition* edited by Florentino García Martínez & Eibert J.C. Tigchelaar, which presents the Hebrew text and English translation of each non-biblical text in order of cave and manuscript number.



4Q123 (4Qpaleo para

123 (4Qpaleo paraJo
cf. DJD IX, ed. Skeh

PAM

מִסְמָר
הֵם וּמִגְרֵשׁ
זֶה וּמִן
וּמִגְרֵשׁ
סִט וּמִגְרֵשׁ
קִרְיָת וּמִגְרֵשׁ

Keep in mind the automatic lexicon does not distinguish between nominal and verbal forms based on the same root. If you would like to search for specific forms (or only noun or verb forms) go to “List” and then choose “Lexicon Dialog Box.” You will see the following screen:

Search Lexicon for related words

Message Tutor

Headword(s) found -- options:

1. Press [Combine] to build search list with all words.
2. Highlight headword(s) and then press [Combine]
3. Change source word or file.
4. Press [Help] and put mouse here to see an explanation.

Source Data

File: 11: Hebrew Word List

Word: עבד

Head words: עבד
עובד

Count
2

Sibling Processing

Total Siblings: 31

Search Hits: 0

remove selected keep selected

List of Sibling Words

Count	Language	Word	Comment
[0]	Hebrew	אעבד	[Qal imperf 1cs]
[1]	Hebrew	העבדנו	[Hif perf 1cp]
[0]	Hebrew	העבדת	[Hif perf 2ms]
[0]	Hebrew	העבדתי	[Hif perf 1cs]
[1]	Hebrew	העביד	[Hif inf const, Hif perf]
[1]	Hebrew	יעבד	[Hif waw consec 3ms a]
[1]	Hebrew	יעבדו	[Hif waw consec 3mp,]
[4]	Hebrew	יעבדו	[Qal imperf 3ms]

Cancel --> Combine <-- Help ?

Under the “List of Sibling Words” (which helpfully identifies each form under “Comment”) you may select which forms you which to find. By highlighting a form and then choosing “remove selected” you may remove forms that are not of interest (e.g, all those forms that are purely verbal forms or noun forms). Keep in mind there are some forms that could be either and would need to be distinguished in context after performing the search.

Search Lexicon for related words

Message Tutor

Headword(s) found -- options:

1. Press [Combine] to build search list with all words.
2. Highlight headword(s) and then press [Combine]
3. Change source word or file.
4. Press [Help] and put mouse here to see an explanation.

Sibling Processing

Total Siblings: 4 Search Hits: 0

Source Data

File: 11: Hebrew Word List

Word: עבד

Head words: עבד
עובד

Count
2

List of Sibling Words

Count	Language	Word	Comment
[50]	Hebrew	עבד	[com noun mp const, com
[19]	Hebrew	עבד	[com noun mp const, Qal
[5]	Hebrew	עבדים	[com noun mp, Qal part n
[0]	Hebrew	עבדם	[com noun mp]

In your trimmed-down list of word forms be sure to eliminate words that do not occur at all, such as the last word in this list.

Search Lexicon for related words

Message Tutor

Headword(s) found -- options:

1. Press [Combine] to build search list with all words.
2. Highlight headword(s) and then press [Combine]
3. Change source word or file.
4. Press [Help] and put mouse here to see an explanation.

Sibling Processing

Total Siblings: 3 Search Hits: 0

Source Data

File: 11: Hebrew Word List

Word: עבד

Head words: עבד
עובד

Count: 2

List of Sibling Words

Count	Language	Word	Comment
[50]	Hebrew	עבד	[com noun mp const, com
[19]	Hebrew	עבד	[com noun mp const, Qal
[5]	Hebrew	עבדים	[com noun mp, Qal part n

Here is a final trimmed-down list of words forms that are noun forms or could be noun or verb forms. To search for this list of words (after removing the other forms from the list), choose “-> Combine <-”

Search Lexicon for related words

Message Tutor

Search List OK -- options

1. Press [Use] to return to SearchManager with search list.
2. Cancel and change the source word
3. Select another lexicon or thesaurus (if multiple present)
4. Select another headword (if multiple present)

Sibling Processing

Total Siblings:

3

Search Hits:

74

remove selected

keep selected

Source Data

File: 11: Hebrew Word List

Word: עבד

Head words: עבד
עובד

Count
2

List of Sibling Words

Count	Language	Word	Comment
[50]	Hebrew	עבד	[com noun mp const, com
[19]	Hebrew	עבד	[com noun mp const, Qal
[5]	Hebrew	עבדים	[com noun mp, Qal part n

Cancel

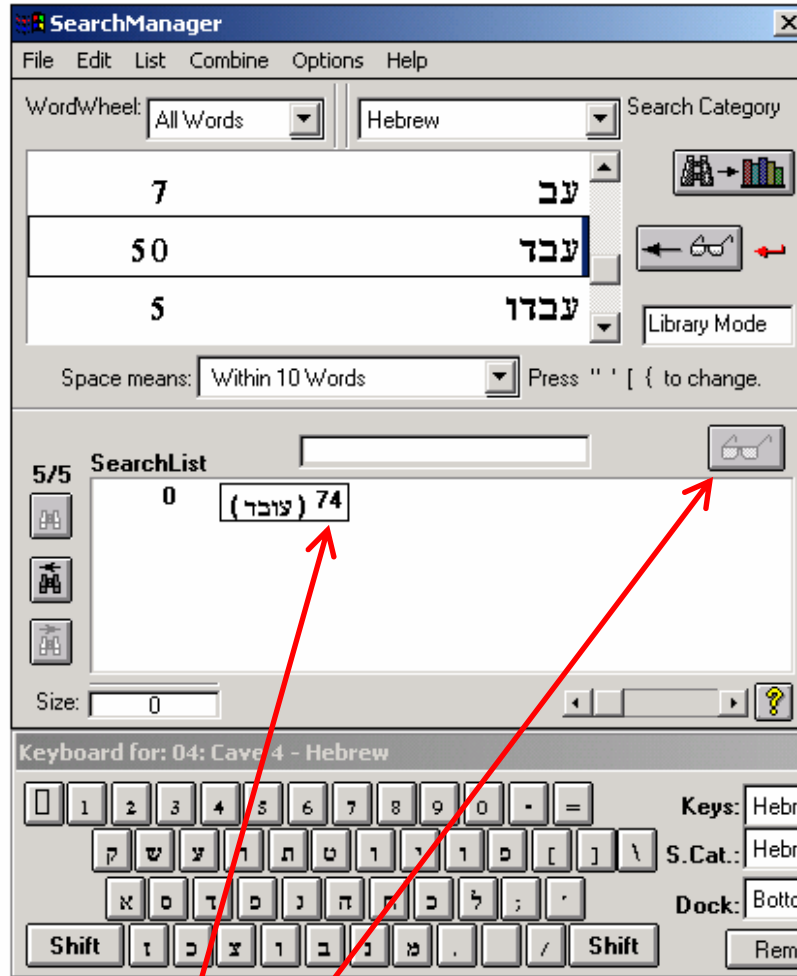
-> Use <-

Help



Now choose “-> Use <-” (where “-> Combine <-” was before).

CAVE 4 - HEBREW TEXTS



Cave 4

4Q123 (4Qpaleo paraJosh)

123 (4Qpaleo paraJosh)
(cf. DJD IX, ed. Skehan)

Frag. 1



PAM 43.033

מִסְמָר
הֵם וּמִגְרִשׁ
זֶה וּמִנִּין
סִטָּן וּמִגְרִשׁ
קִרְיָתָן אֲרֻבָּעִיאַן

1
2
3
4
5
6

Frag. 2



PAM 43.033

To search for the 74 occurrences of the forms you have chosen in the cave you chose when you opened the program (in this case, Cave 4), choose the “eyeglass” icon.

CAVE

The screenshot displays a software interface for viewing Hebrew text fragments. The main window is divided into four panels, each showing a different fragment. The sidebar on the right contains labels for each fragment and a camera icon. Red arrows point from the sidebar to the main window, indicating a search or scroll function.

Fragment 1 (Cave 4, 4Q123 (4Qpaleo paraJosh), Frag. 2, 1 [1/74]):

PAM 43.033

1 [סוה] בידים עבד
2 [םסואתמגרשיהם]
3 [סגיםהסטה]
4 [סטה]

Fragment 2 (Cave 4, 4Q158 (4QBibPar), Frag. 1-2, 17 [1/74]):

15 דברי יהוה אשר שנתחן ואת כול [האותות]
16 יהוה לי לאמור בהציאכה אתן
17 ללכת עבדים והנה המה שלושים
18 יהוה אלוהים [לן]
19 נשלן [לן] [ס]

Fragment 3 (Cave 4, 4Q159 (4QOrdinances a), Frag. 2-4, 3 [3/74]):

1 ואם [גדאו שוקד משפחה]
2 לעיני ישוןאל [לוא] יעבודו הגוים בדרנים
3 מצרים ויצו עליהם לבלתי ימכו ממכרת עבד [ס] וסן
4 עשרה אנשים
5 וכוהנים שנים ונשפטו לפני שנים העשר האלה [ס]
6 דבר רמזעל על והת על המכה נחצלו וצוה נמרה

Fragment 4 (Cave 4, 4Q160 (4QVisSam), Frag. 3-4, Col. II, [4/74]):

PAM 43.434

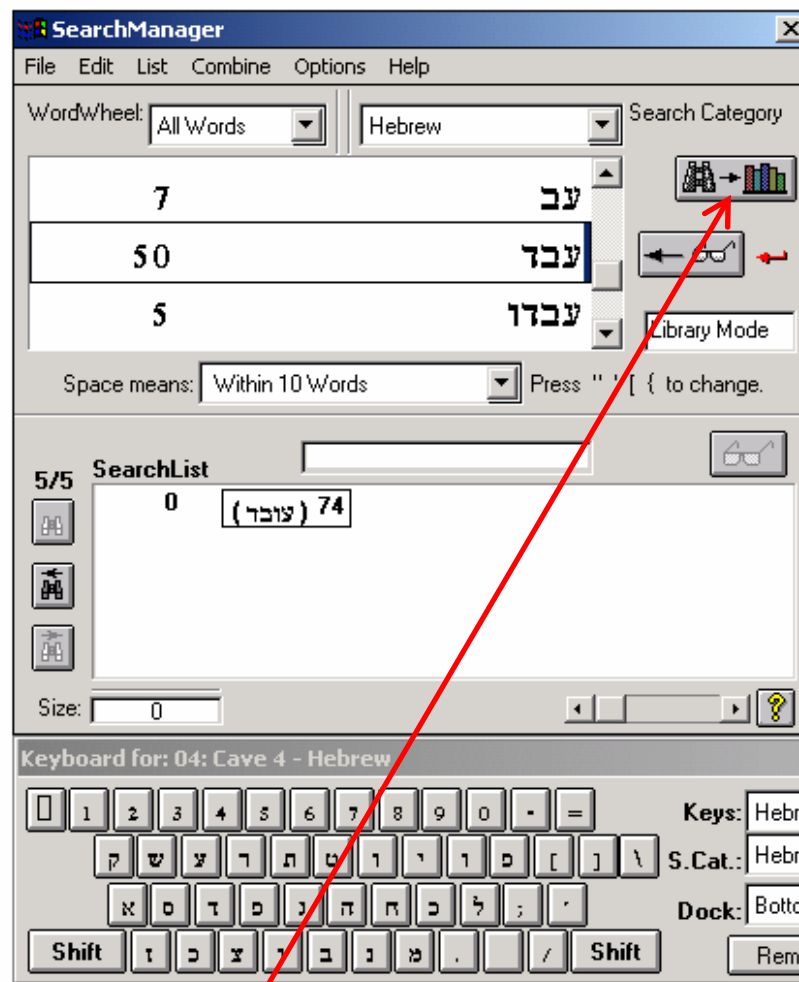
1 [עבד] כה לוא עצרתי כוח עד
2 [וא] כיא

Sidebar Labels:

- Cave 4
- paleo paraJosh)
- araJosh)
- Skehan)
- Frag. 1
- PAM 43.033
- Frag. 2
- PAM 43.033

Now you can scroll through those occurrences.

CAVE 4 - HEBREW TEXTS



Cave 4

4Q123 (4Qpaleo paraJosh)

123 (4Qpaleo paraJosh)
(cf. DJD IX, ed. Skehan)

Frag. 1



PAM 43.033

מִן־הַמִּגְרָשׁ
וְהַמִּגְרָשׁ
וְהַמִּגְרָשׁ
וְהַמִּגְרָשׁ
וְהַמִּגְרָשׁ
וְהַמִּגְרָשׁ
וְהַמִּגְרָשׁ

1
2
3
4
5
6

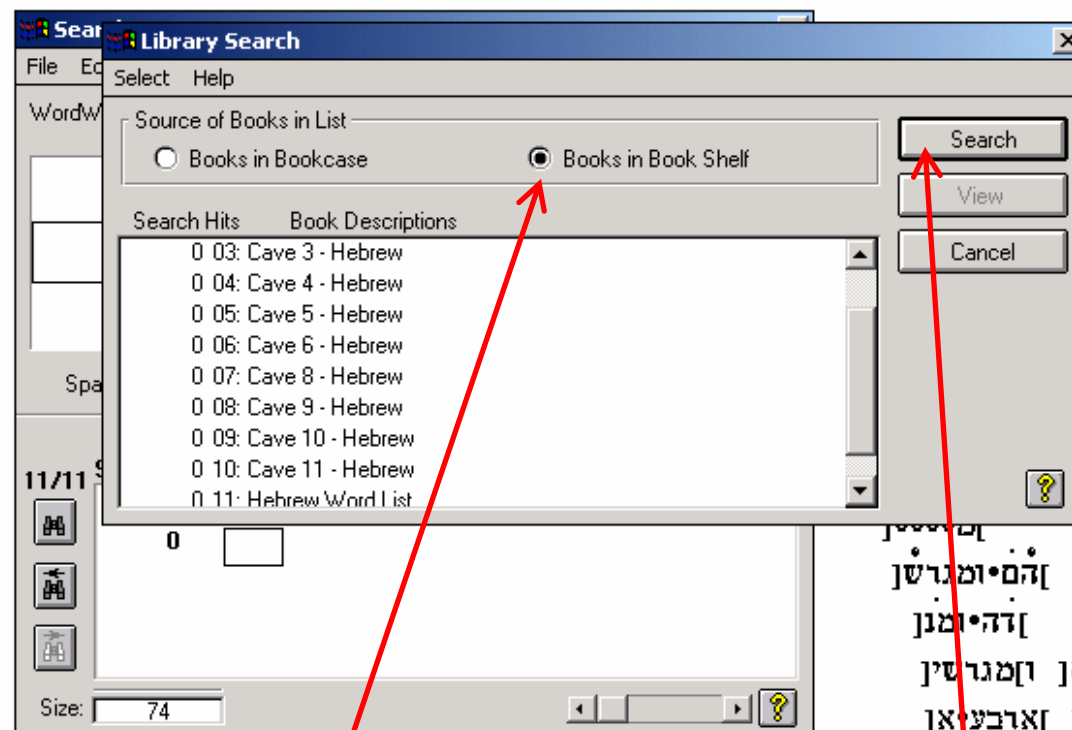
Frag. 2



PAM 43.033

To the rest of the Hebrew material from Qumran for the same forms, choose the “Search Library” icon.

CAVE 4 - HEBREW TEXTS



Cave 4
(4Qpaleo paraJosh)

o paraJosh)
ed. Skehan)

Frag. 1



PAM 43.033

1
2
3
4
5
6
[הם ומוגרש]
[זה ומונ]
[סטן ומוגרש]
[קריתן] ארבעא
[ידן] יא]

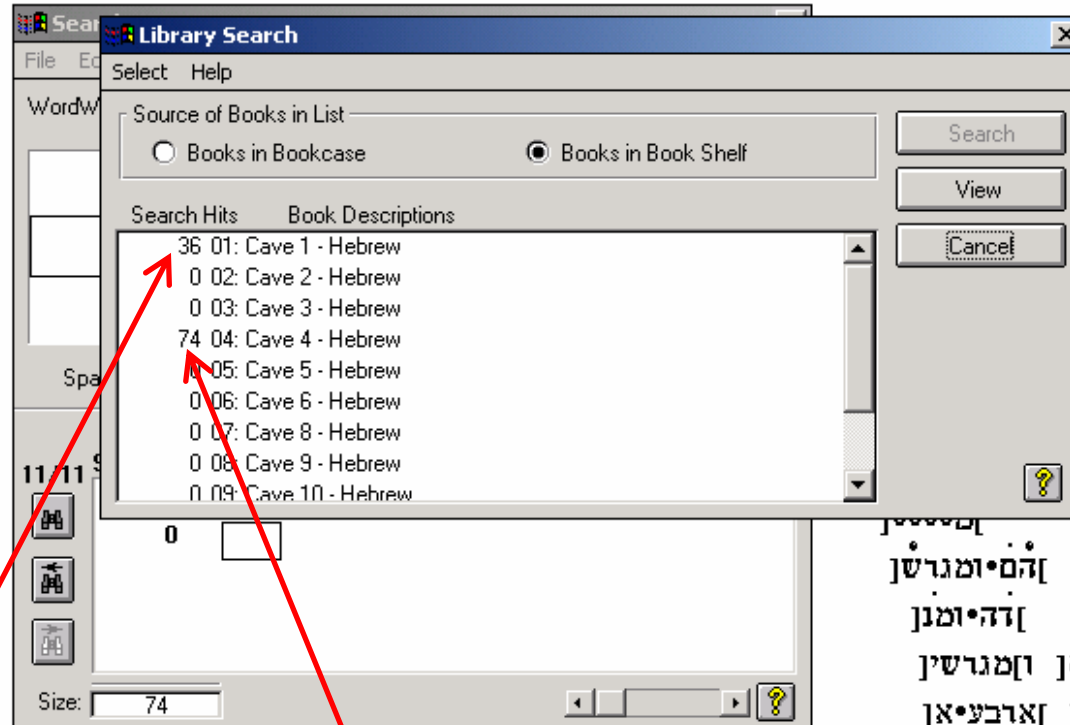
Frag. 2



PAM 43.033

When the “Library Search” window appears choose
“Books in Book Shelf” and then “Search.”

CAVE 4 - HEBREW TEXTS



Cave 4

(4Qpaleo paraJosh)

o paraJosh)

ed. Skehan)

Frag. 1



PAM 43.033

וְהֵם וּמִגְרִשׁ
זֶה וּמִגְרִשׁ
וּמִגְרִשׁ
וּמִגְרִשׁ
וּמִגְרִשׁ
וּמִגְרִשׁ
וּמִגְרִשׁ

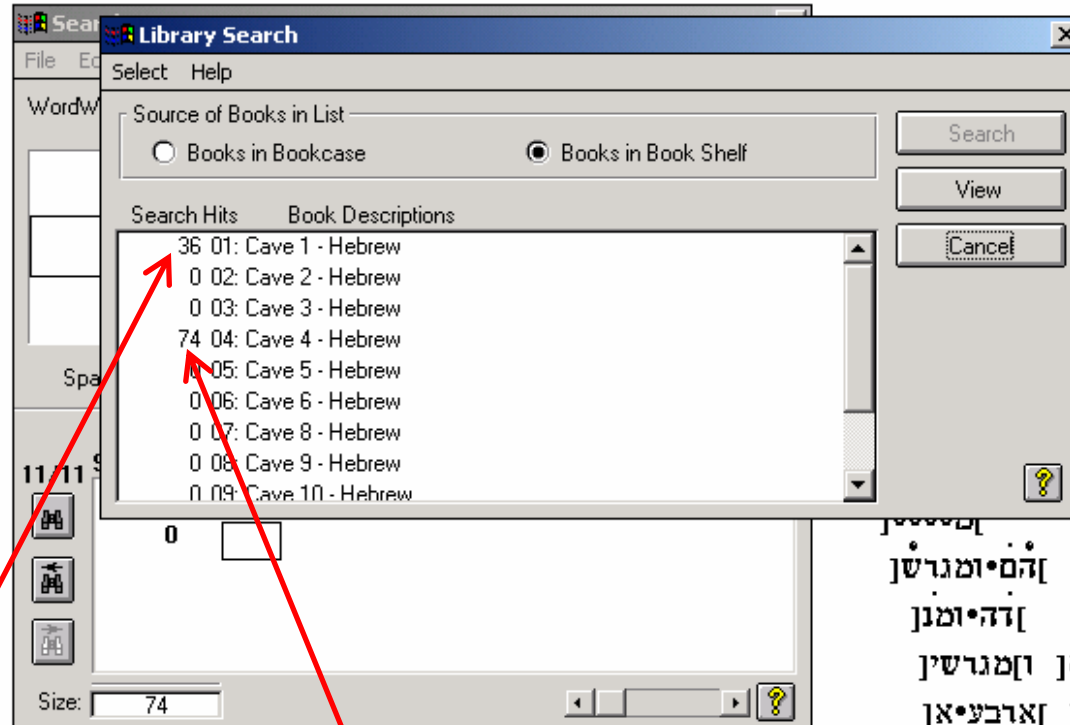
Frag. 2



PAM 43.033

You can see that besides the 74 occurrences in Cave 4 there are also 36 occurrences in Cave 1 and 5 more in Cave 11 (you would have to scroll down to see them).

CAVE 4 - HEBREW TEXTS



Cave 4
(4Qpaleo paraJosh)

o paraJosh)
ed. Skehan)

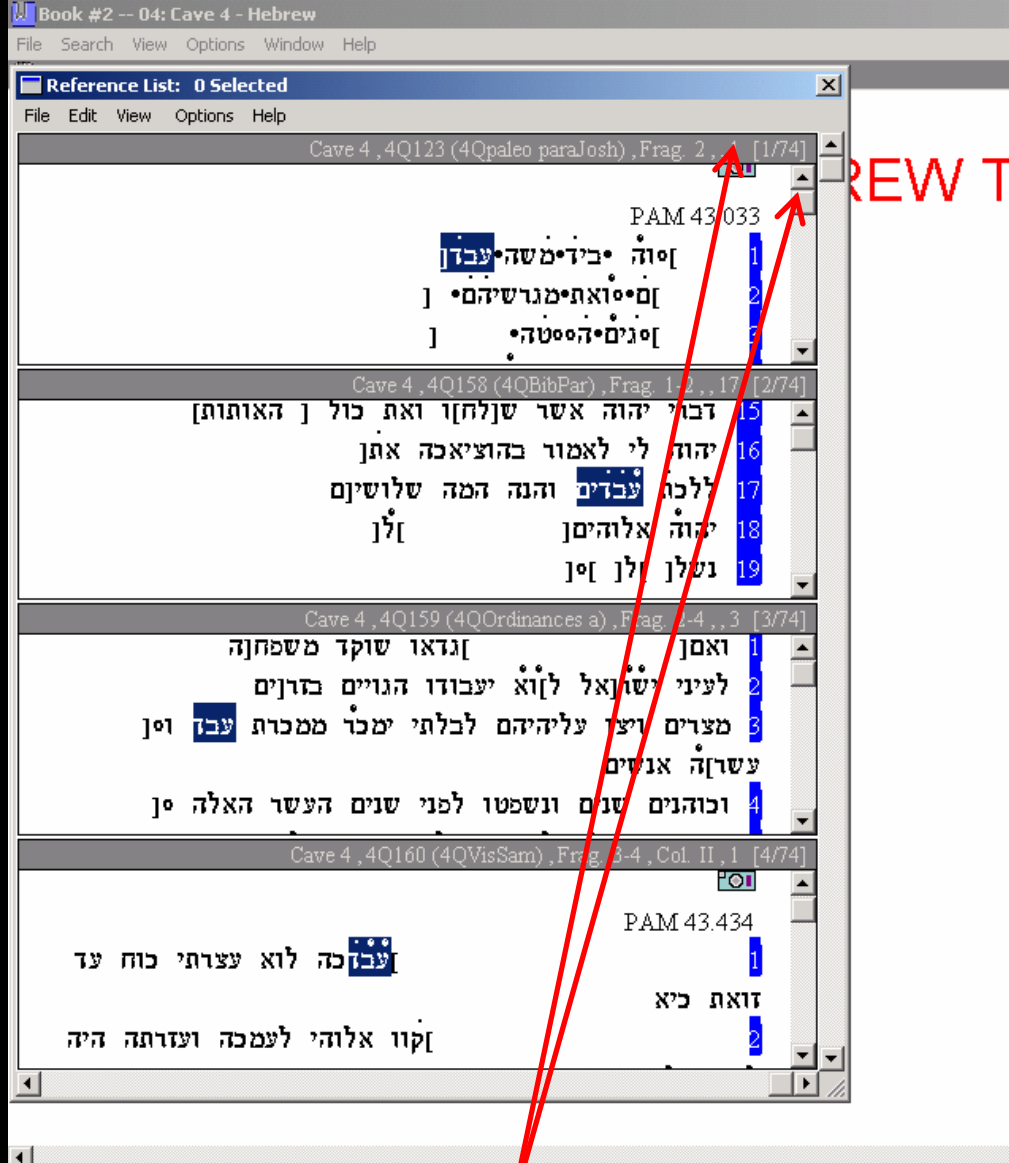
Frag. 1



PAM 43.033

וְהָיָה כִּי יִשְׁמַע
וְהָיָה כִּי יִשְׁמַע
וְהָיָה כִּי יִשְׁמַע
וְהָיָה כִּי יִשְׁמַע
וְהָיָה כִּי יִשְׁמַע
וְהָיָה כִּי יִשְׁמַע

You can see that besides the 74 occurrences in Cave 4 there are also 36 occurrences in Cave 1 and 5 more in Cave 11 (you would have to scroll down to see them). To see the occurrences in any of the caves double-click on line with the list of hits in that cave.



You may now scroll through the results. Close this window to go back to the earlier results window and check the results of other caves.