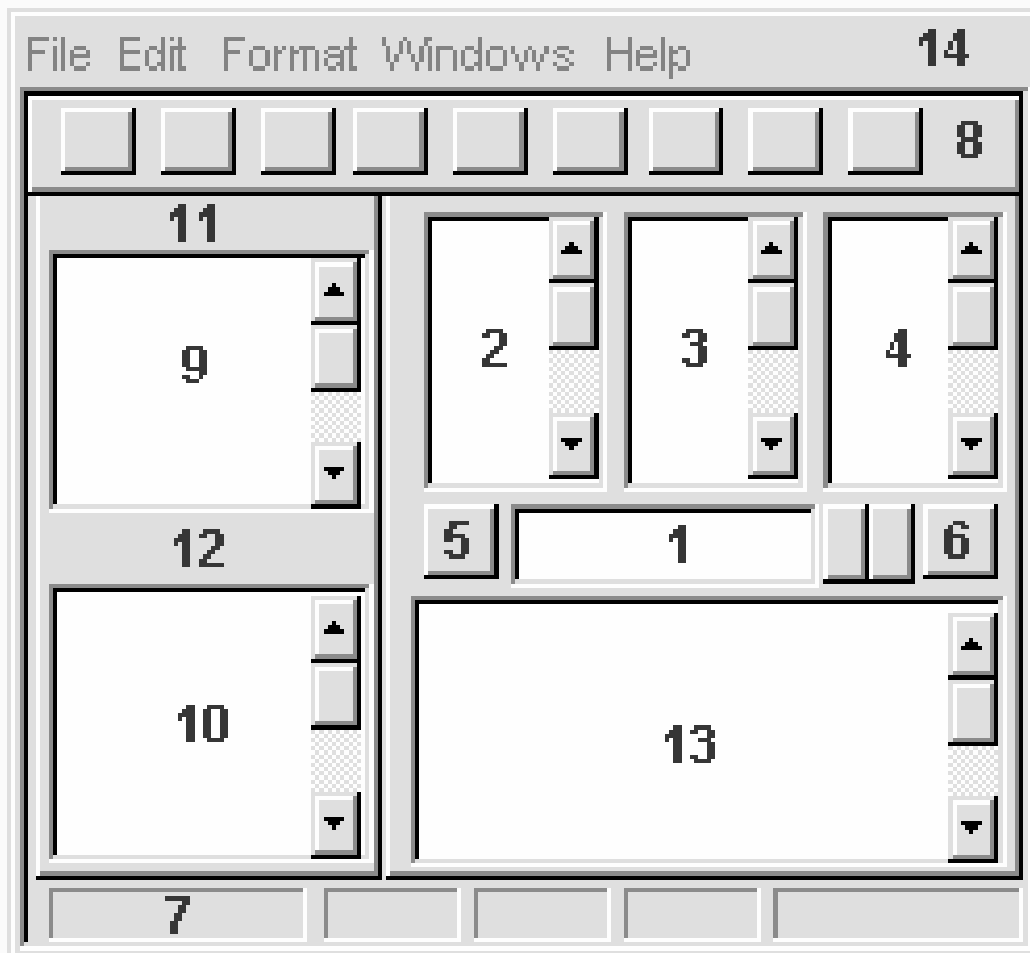


*Searching Greek Texts with
BibleWorks*

A Basic Introduction



Command Center

1. Command Line *
2. Results Verse List Box
3. Full Word List Box *
4. The Word Statistics List Box *
5. Version Button *
6. Utility Button *
7. Status Bar
8. Buttonbar

Results Window

9. Results Window
10. Auto-Info Window *
11. Results Window Header
12. Auto-Info Header *

Editor and Main Menu

13. Editor *
14. Main Menu

* Not normally visible in Beginner Mode

Here is a key to the BibleWorks user interface (the various types of information available on the BibleWorks screen) as seen in the power user mode.

The screenshot shows a Bible software interface with a right-click context menu open over a list of verses in the top right pane. The menu options include: Copy List to Editor, Copy List to Clipboard, Open Verse List Manager, Show Verse History, Verse History Setup, Horizontal Listboxes, Vertical Listboxes, Auto-Sizing Listboxes, **Verse Listbox + Text** (highlighted), Verse Listbox + Text ONLY, Show Entire Verse, and Show Form Instead of Lemma. The list of verses includes Gen 2:23 *2, Gen 29:14, Gen 50:25, Exo 12:10, Exo 12:46, Exo 13:19 *2, Num 9:12, Num 19:16, Num 19:18, Jos 24:32, Jda 9:2, Jda 19:29, Jdg 9:2, 1Sa 31:13, 2Sa 5:1, and 2Sa 19:13. The main text area displays the Hebrew text of Genesis 2:23 and its translations in BGT, LXE, ESV, NAB, and RSV. A bottom pane shows a list of search results for terms like *bone, *flesh, *woman, *taken, and *Man. The status bar at the bottom indicates 113 verses, 7 forms, 133 hits in 0.44 seconds.

Right-click on the top right box and choose “Verse-listbox + Text”

File Edit Format View Search Tools Resources Window Help

Gen 2:23 Another Account of the Creation

BGM Genesis 2 23

מבשרי וקרא אשה כי מאישה לקחה אתה

Gen 2:23 **WTT** Genesis 2:23
 וקרא אשה כי מאישה לקחה אתה

BGT Genesis 2:23 και ειπεν Αδαμ τουτο νυν οστουν εκ των οστεων μου και σαρξ εκ της σαρκος μου αυτη κληθησεται γυνη οτι εκ του ανδρος αυτης ελημφθη αυτη

LXE Genesis 2:23 And Adam said, This now is bone <1> of my bones, and flesh of my flesh; she shall be called <2> woman, because she was taken out of <3> her husband. (1) Or, out of; See the force of *ek* in Eph 5:30. 2) Or, wife 3) In the Heb. the reason of the name appears; She shall be called *Issha* because she was taken out of *Ish*)

ESV Genesis 2:23 Then the man said, "This at last is bone of my bones and flesh of my flesh; she shall be called Woman, because she was taken out of Man."¹

NAB Genesis 2:23 ¹the man said: "This one, at last, is bone of my bones and flesh of my flesh; This one shall be called 'woman,' for out of 'her man' this one has been taken."

RSV Genesis 2:23 Then the man said, "This at last is bone of my bones and flesh of my flesh: she shall be called Woman, because she was taken out of Man."

There is no auto-info data for this version and/or word.

TSK Gen 2:23
 *bone.
 Gen 29:14
 Jdg 9:2
 2Sa 5:1
 2Sa 19:13
 Eph 5:30
 *flesh.
 Gen 2:24
 *Woman. Heb. 1
 1Co 11:8-9
 *taken.
 1Co 11:8
 *Man. Heb. Ish.

Gen 2:23 *2 ... Αδαμ τουτο νυν οστουν εκ των οστεων μου και σαρξ εκ της σαρκος μου ει σου
 Gen 29:14 ... Λαβαν εκ των οστων μου και της σαρκος μου ει σου
 Gen 50:25 ... θεος και συναγοισετε τα οστα μου εντευθεν μεθ' υμων
 Exo 12:10 ... εως πρωι και οστουν ου συντριβετε απ' αυτου τα δε κ
 Exo 12:46 ... των κρεων εξω και οστα ου συντριβετε απ' αυτου
 Exo 13:19 *2 ... οστα Ιωσηφ μεθ'
 Num 9:12 ... το πρωι και οστα
 Num 19:16 ... η νεκρου η οστες
 Num 19:18 ... τον ημμενον του
 Jos 24:32 και τα οστα Ιωσηφ
 Jda 9:2 ... μηροσθητε οτι σα
 Jda 19:29 ... αυτην κατω τα ο
 Jdg 9:2 ... και μηροσθητε οτι
 1Sa 31:13 και λαμβανουσιν τα
 2Sa 5:1 ... και ειπαν αυτω
 2Sa 19:13 αδελφοι μου ουεστ

οστων @rrnnpn 1
 οστων @rranp 2
 οστων @rrans 1
 οστων @rrans 2
 οστων @ngnrc 2
 οστων @ngmsp 1
 οστων @nnmsp 1
 οστων @nansc 58

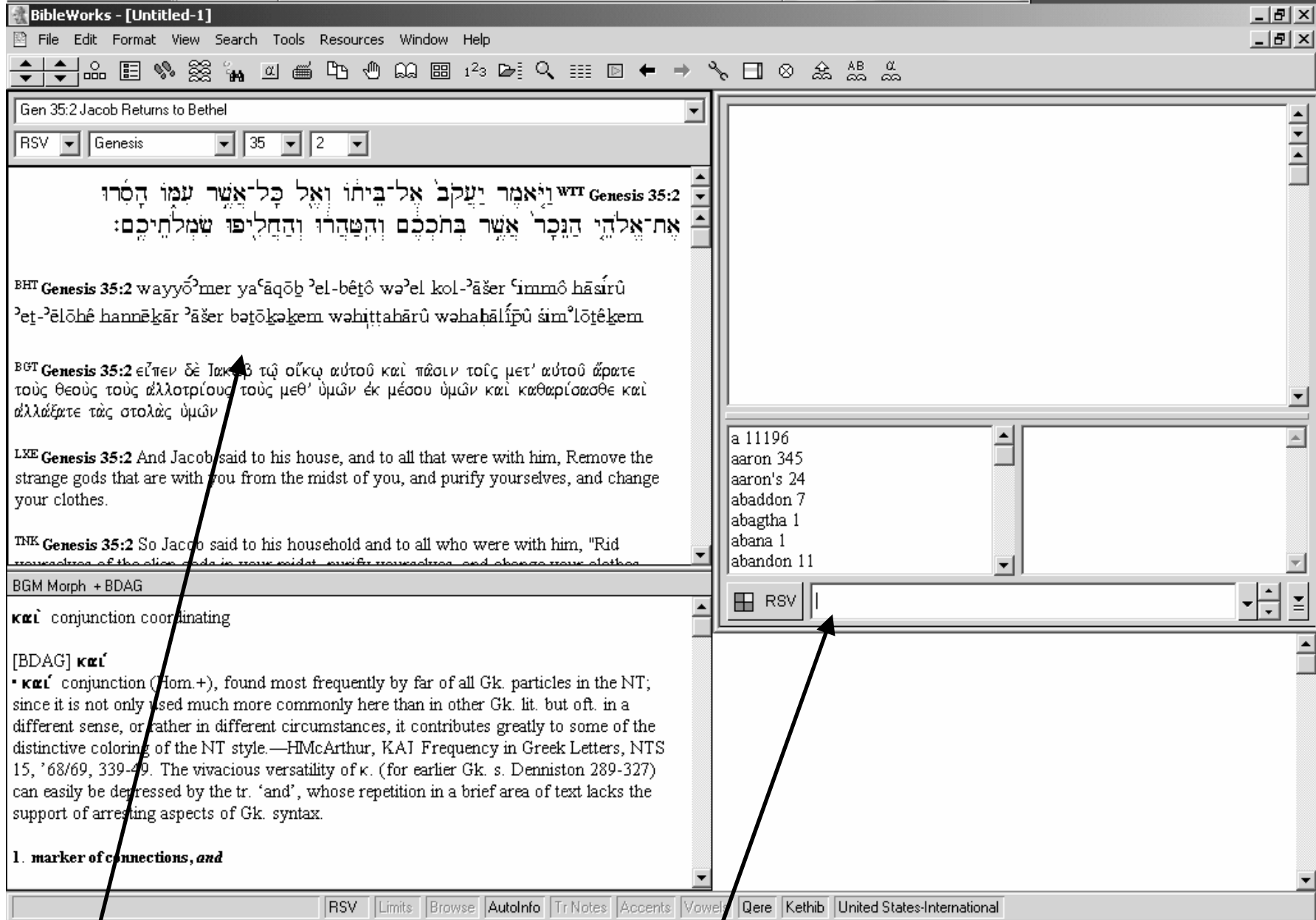
οστων @nansc 18
 οστων @ngnsc 2
 οστων @nnnrc 36
 οστων @nnnsc 7

BGM .οστων@nansc

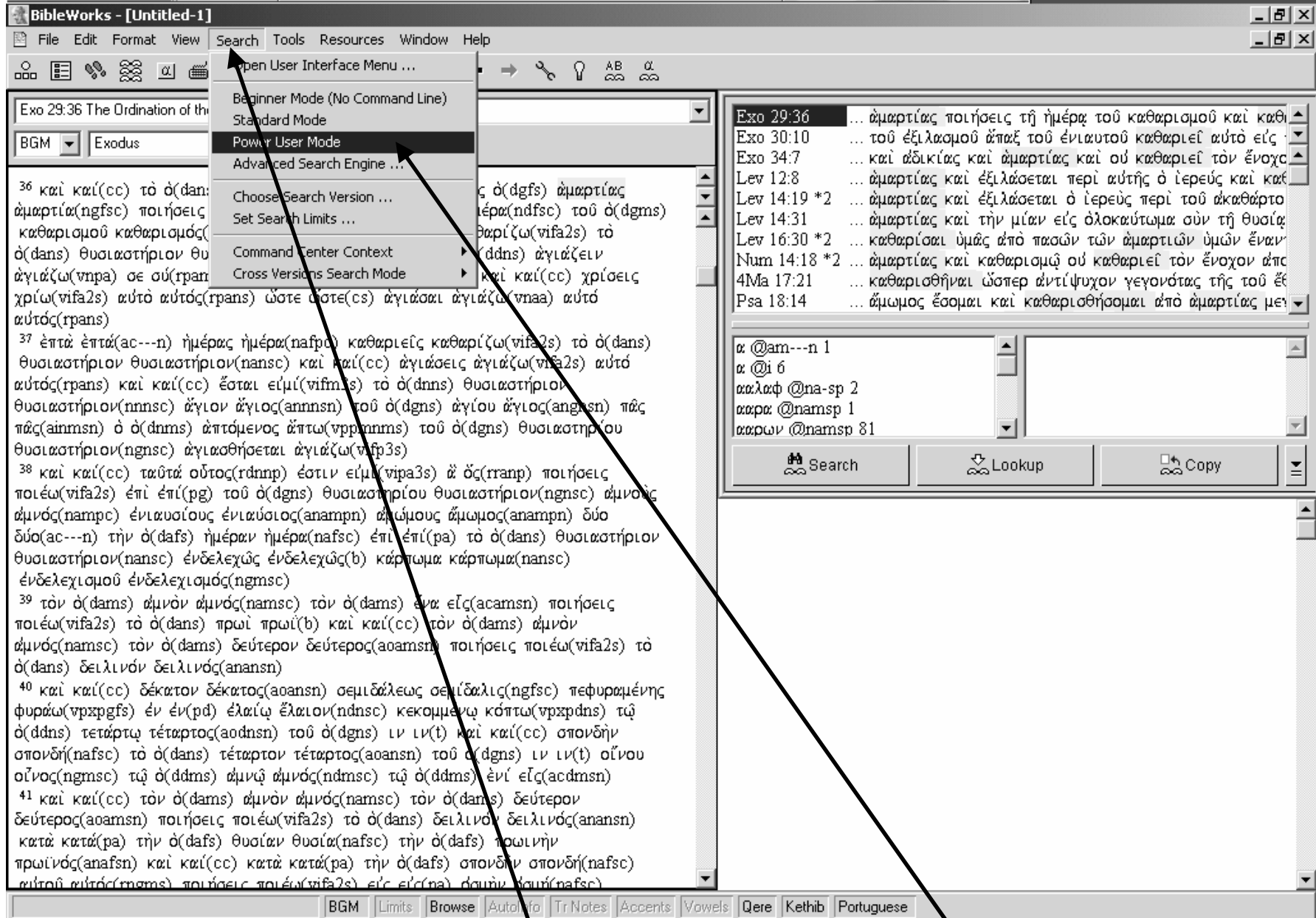
113 verses, 7 forms, 133 hits 0.44 secs

BGM Limits Browse AutoInfo Tr Notes Accents Vowels Qere Kethib United States-International

Right-click on the top right box again and choose "Show Form Instead of Lemma"



This is the results window. This is the command line.
Your screen should look (pretty much) like this.



If your screen looks like this you are in beginner mode. I recommend you go to Search and choose Power user mode.

n, "Put away
garments;

a 11196
aaron 345
aaron's 24
abaddon 7
abagtha 1
abana 1
abandon 11

TSK Gen 35:2
***unto his.**
Gen 18:19
Jos 24:15
Psa 101:2-7



RSV

display clear bgt lxe rsv

In the command line, type “display clear bgt lxe rsv” and then hit “Enter”. That will clear away all other versions from the display window, leaving just the Greek text (of the LXX and NT), Brenton’s English translation of the LXX and the RSV version (which will provide an English translation of the OT, NT and the books of the Apocrypha).



Gen 35:2 Jacob Returns to Bethel

RSV Genesis 35 2

BGT Genesis 35:2 εἶπεν δὲ Ἰακωβ τῷ οἴκῳ αὐτοῦ καὶ πᾶσιν τοῖς μετ' αὐτοῦ ἄρατε τοὺς θεοὺς τοὺς ἀλλοτρίους τοὺς μεθ' ὑμῶν ἐκ μέσου ὑμῶν καὶ καθαρῶσαθε καὶ ἀλλάξατε τὰς στολὰς ὑμῶν

LXE Genesis 35:2 And Jacob said to his house, and to all that were with him, Remove the strange gods that are with you from the midst of you, and purify yourselves, and change your clothes.

RSV Genesis 35:2 So Jacob said to his household and to all who were with him, "Put away the foreign gods that are among you, and purify yourselves, and change your garments;

WTM Morphology + HALOT entry

לְ particle preposition בֵּית noun common masculine singular construct , suffix 3rd person masculine singular

a 11196
aaron 345
aaron's 24
abaddon 7
abagtha 1
abana 1
abandon 11

RSV

n, "Put away
garments;

a 11196
aaron 345
aaron's 24
abaddon 7
abagtha 1
abana 1
abandon 11



RSV

1jo 1:7|

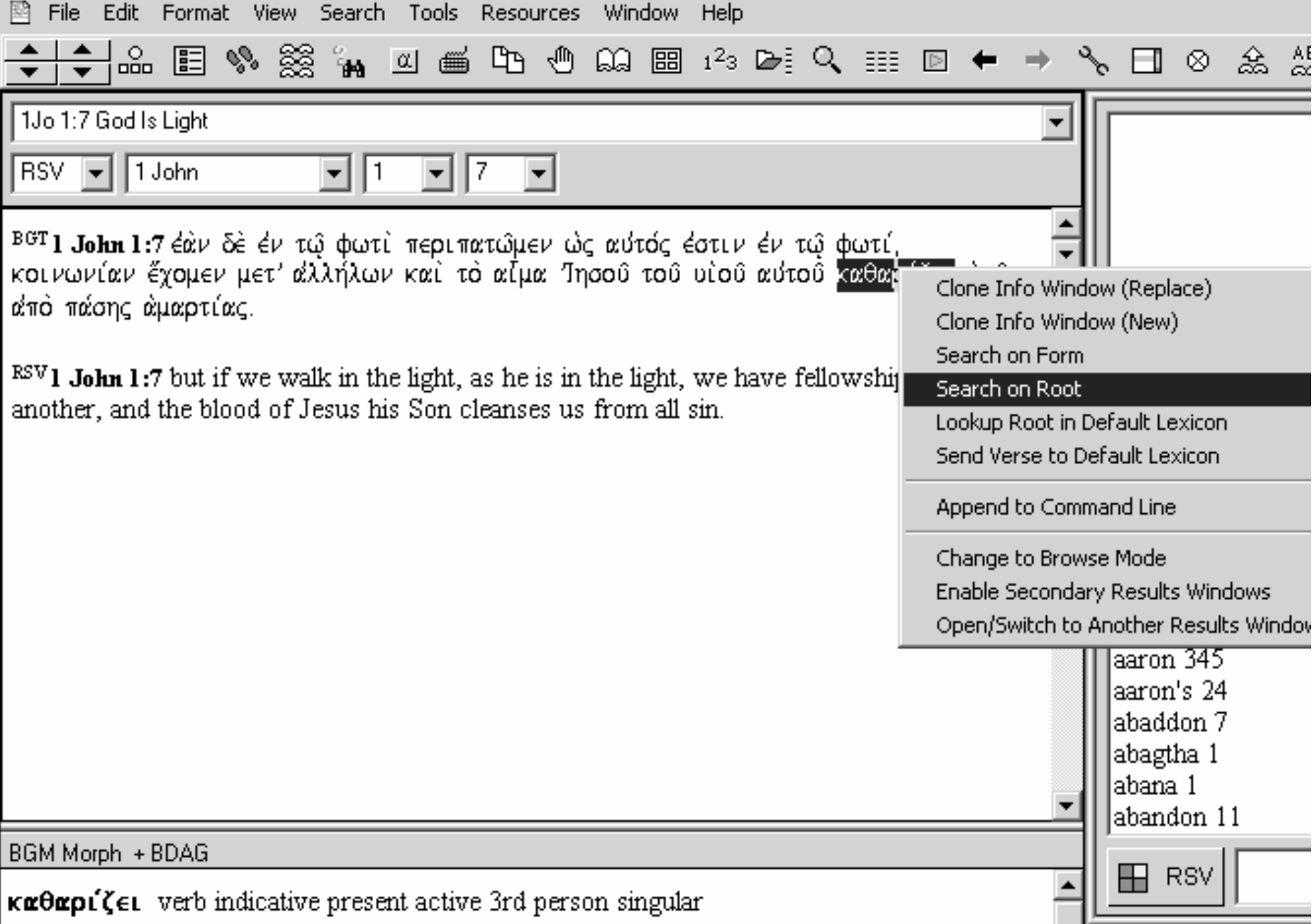
, suffix 3rd

In the command line, type the reference to the verse containing the word you want to study. For 1 John 1:7 you would type 1jo 1:7. Hit 'enter'.

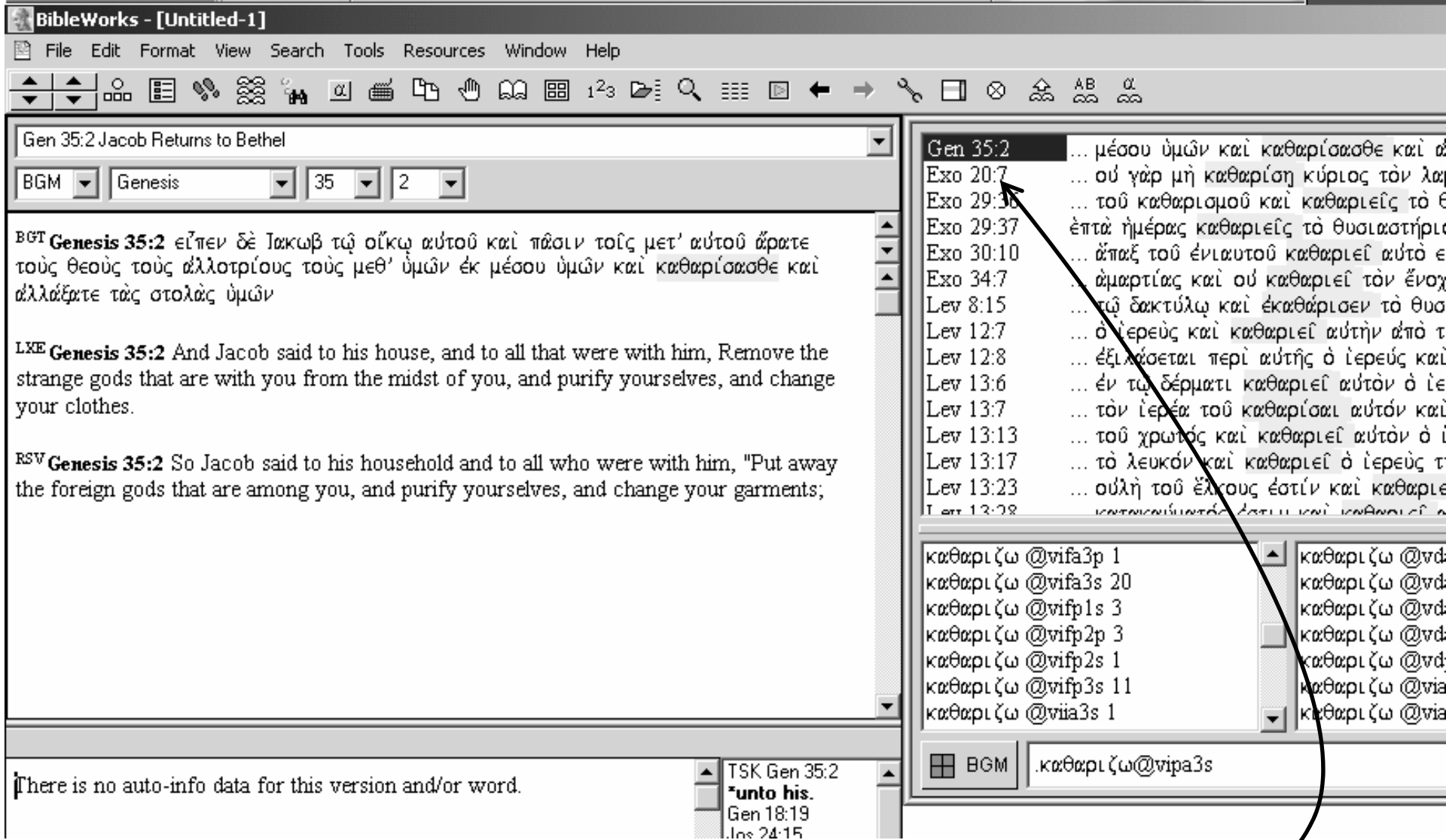
The screenshot shows the BibleWorks software interface. At the top is a menu bar with options: File, Edit, Format, View, Search, Tools, Resources, Window, and Help. Below the menu bar is a toolbar with various icons for navigation and editing. The main window displays the search results for the query "1Jo 1:7 God Is Light". The results are organized into a table with columns for the version (RSV), the book (1 John), the chapter (1), and the verse (7). The text of the verse is displayed in two columns: the original Greek text (BGT) and the English translation (RSV).

Version	Book	Chapter	Verse	Text
RSV	1 John	1	7	<p>BGT 1 John 1:7 εὖν δε εν τῷ φωτι περιπατῶμεν ὡς αὐτός ἐστιν εν τῷ φωτί, κοινωνίαν ἔχομεν μετ' ἀλλήλων καὶ τὸ αἷμα Ἰησοῦ τοῦ υἱοῦ αὐτοῦ καθαρίζει ἡμᾶς ἀπὸ πάσης ἁμαρτίας.</p> <p>RSV 1 John 1:7 but if we walk in the light, as he is in the light, we have fellowship with one another, and the blood of Jesus his Son cleanses us from all sin.</p>

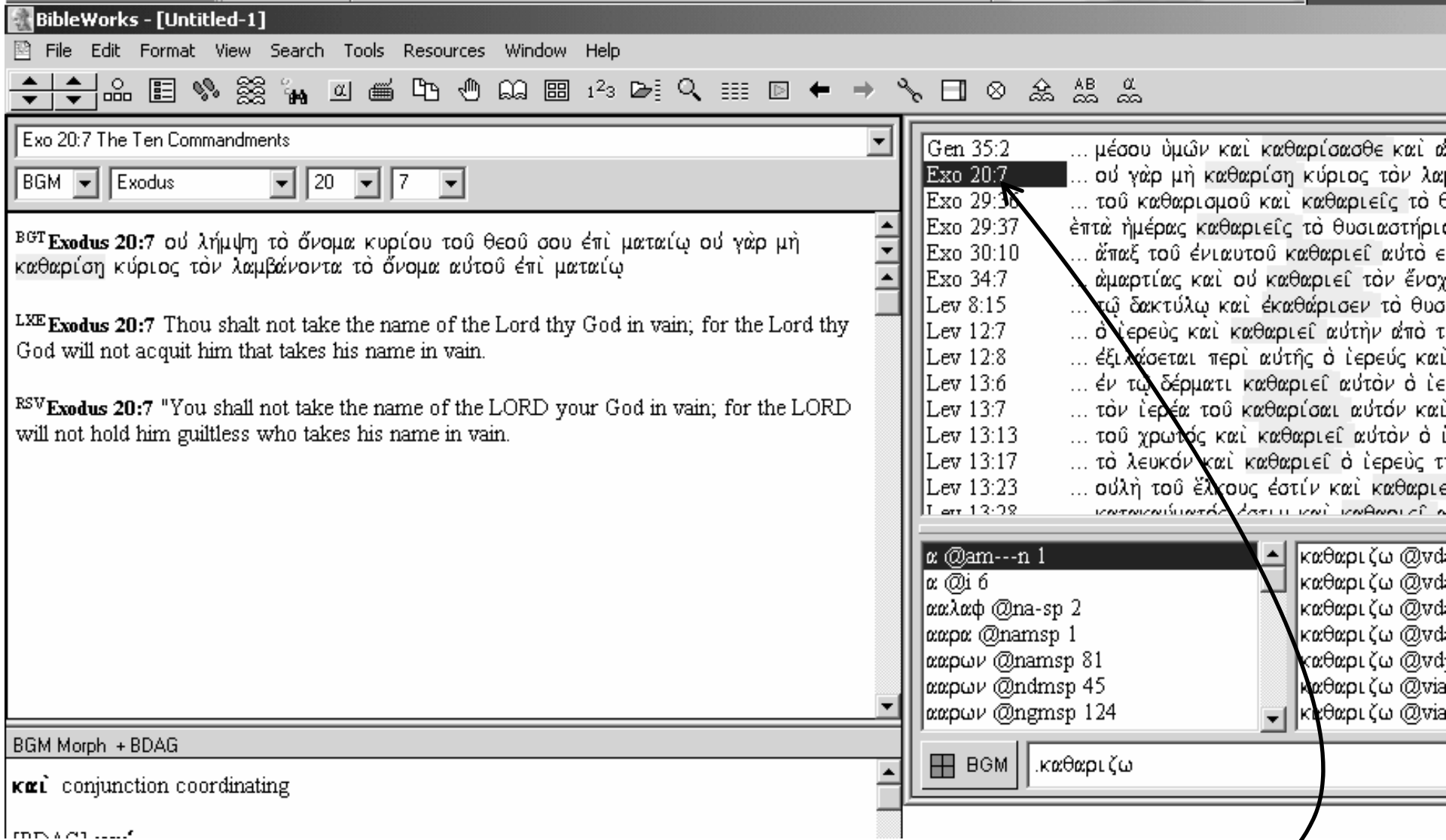
Find the word in the results window, place your cursor over it and 'right-click' on it:



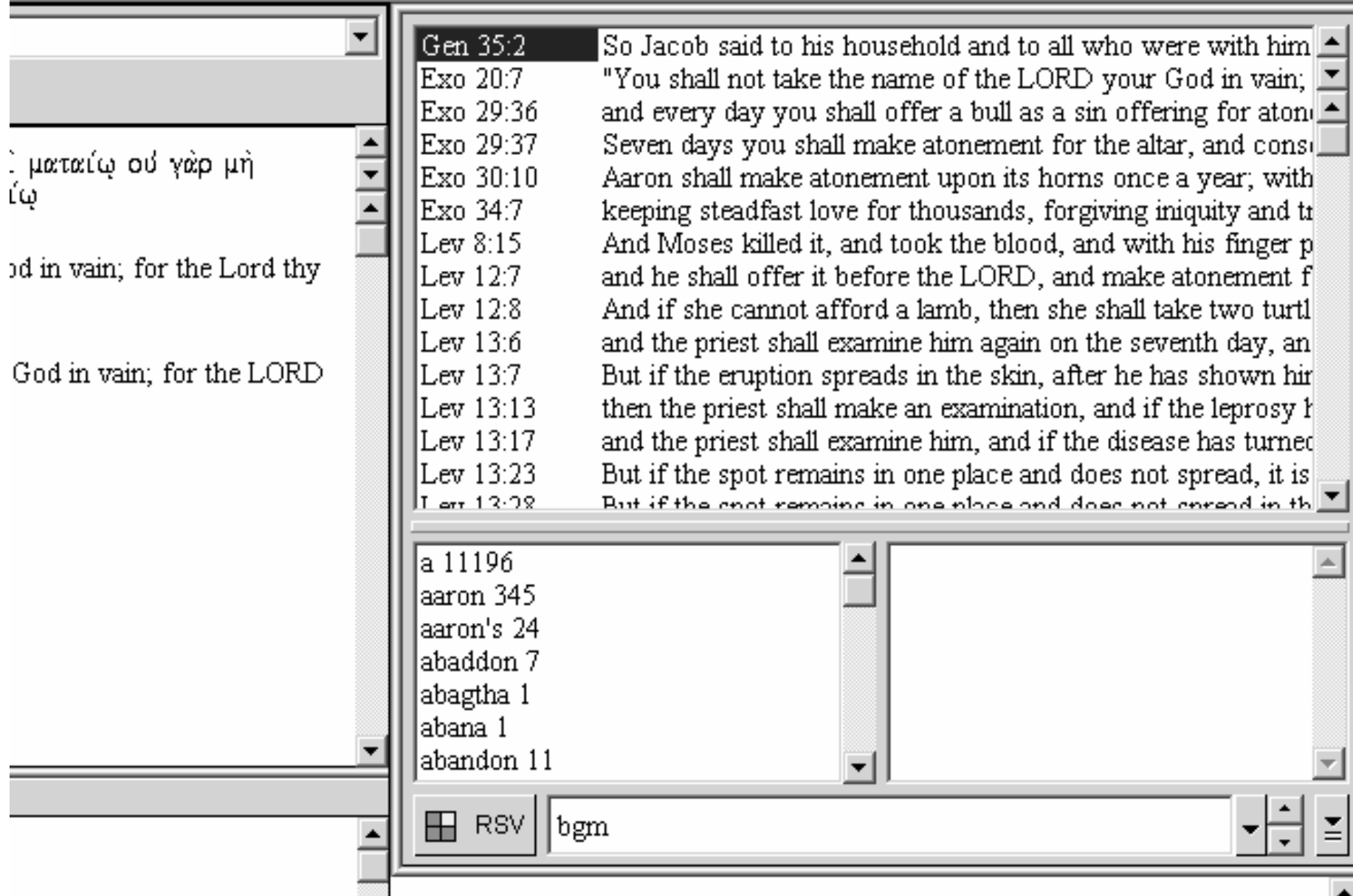
Choose 'Search on Root'



In the right-hand window you have a list of the verses that have the word. In the left you can read the Greek text and English translations. You can scroll through the list by using your down arrow and the enter key.



In the right-hand window you have a list of the verses that have the word. In the left you can read the Greek text and English translations. You can scroll through the list by using your down arrow and the enter key.



To find all the places where καθαρίζω and ἄμαρτία you need to start with the bgm as the search version (the one listed beside the command line). If it is not, enter “bgm” on the command line.

The screenshot shows a Bible search application. On the left, there is a search bar with the text "ὁ ματαιῶ οὐ γὰρ μὴ ἴω" and its English translation "God in vain; for the LORD". The main window displays a list of search results for the query ".καθαριζω αμαρτια". The results are as follows:

Reference	Text
Gen 35:2	... μέσου ὑμῶν καὶ καθαρίσασθε καὶ ἀλλάξατε τὰς στολὰς
Exo 20:7	... οὐ γὰρ μὴ καθάριση κύριος τὸν λαμβάνοντα τὸ ὄνομα
Exo 29:36	... τοῦ καθαρισμοῦ καὶ καθαρεῖς τὸ θυσιαστήριον ἐν τῷ
Exo 29:37	ἑπτὰ ἡμέρας καθαρεῖς τὸ θυσιαστήριον καὶ ἀγιάσεις αὐ
Exo 30:10	... ἀπαξ τοῦ ἐνιαυτοῦ καθαρεῖ αὐτὸ εἰς τὰς γενεὰς αὐτῶ
Exo 34:7	... ἀμαρτίας καὶ οὐ καθαρεῖ τὸν ἔνοχον ἐπάγων ἀνομία
Lev 8:15	... τῷ δακτύλῳ καὶ ἐκαθάρισεν τὸ θυσιαστήριον καὶ τὸ α
Lev 12:7	... ὁ ἱερεὺς καὶ καθαρεῖ αὐτὴν ἀπὸ τῆς πηγῆς τοῦ αἵμα
Lev 12:8	... ἐξιλάσεται περὶ αὐτῆς ὁ ἱερεὺς καὶ καθαρισθήσεται
Lev 13:6	... ἐν τῷ δέρματι καθαρεῖ αὐτὸν ὁ ἱερεὺς σημασία γάρ
Lev 13:7	... τὸν ἱερέα τοῦ καθαρῆσαι αὐτὸν καὶ σφθήσεται τὸ δεύ
Lev 13:13	... τοῦ χρωτὸς καὶ καθαρεῖ αὐτὸν ὁ ἱερεὺς τὴν ἀφήν ὅτ
Lev 13:17	... τὸ λευκὸν καὶ καθαρεῖ ὁ ἱερεὺς τὴν ἀφήν καθαρὸς ἐ
Lev 13:23	... οὐλή τοῦ ἔλκουσ ἐστίν καὶ καθαρεῖ αὐτὸν ὁ ἱερεὺς
Lev 13:28	κατακαύνητός ἐστιν καὶ καθαρεῖ αὐτὸν ὁ ἱερεὺς ὁ μ

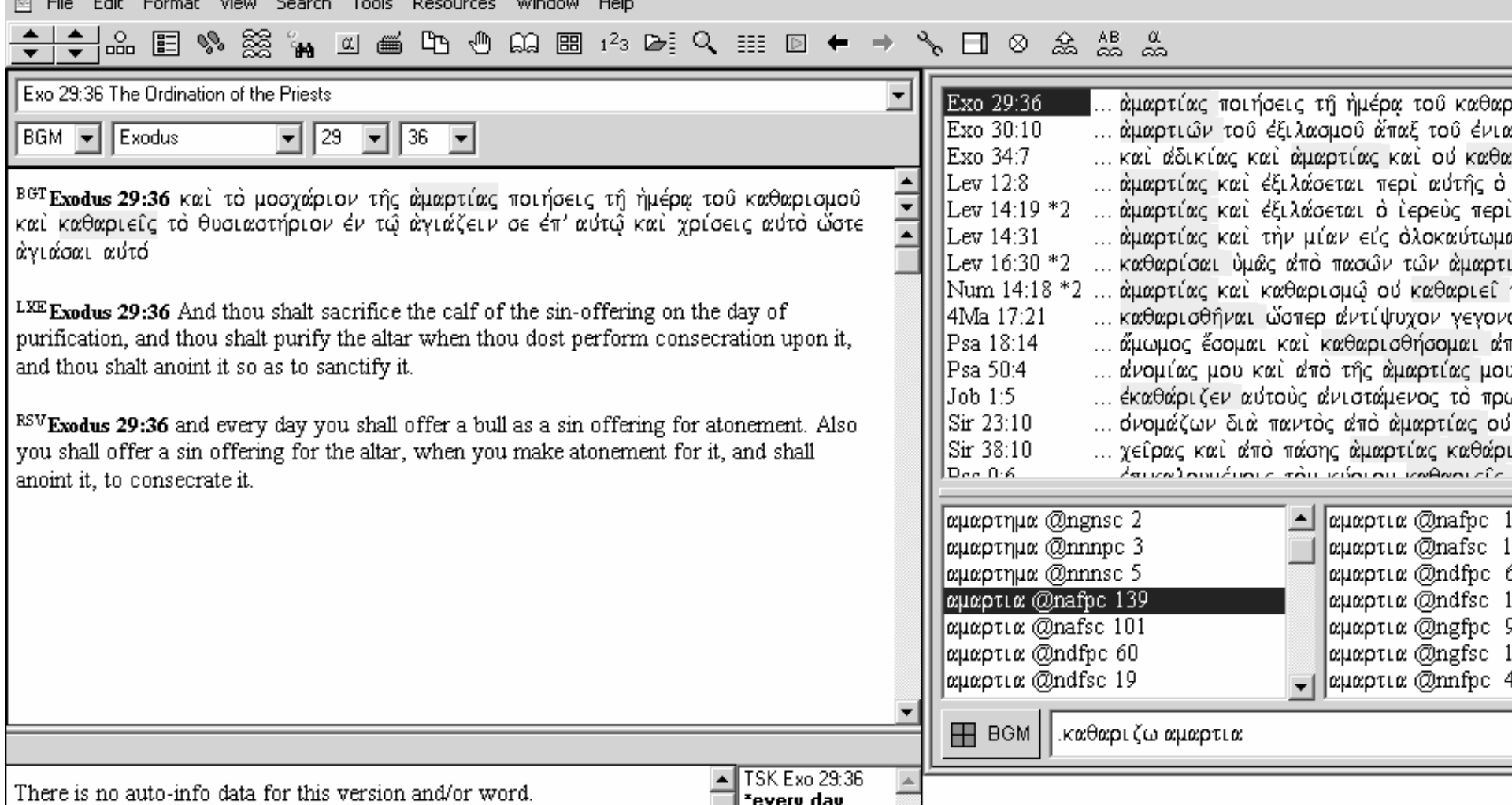
Below the search results, there is a list of search terms used in the query:

- αμαρτημα @ngnsc 2
- αμαρτημα @nnpnc 3
- αμαρτημα @nnsnc 5
- αμαρτια @nafpc 139
- αμαρτια @nafsc 101
- αμαρτια @ndfpc 60
- αμαρτια @ndfsc 19

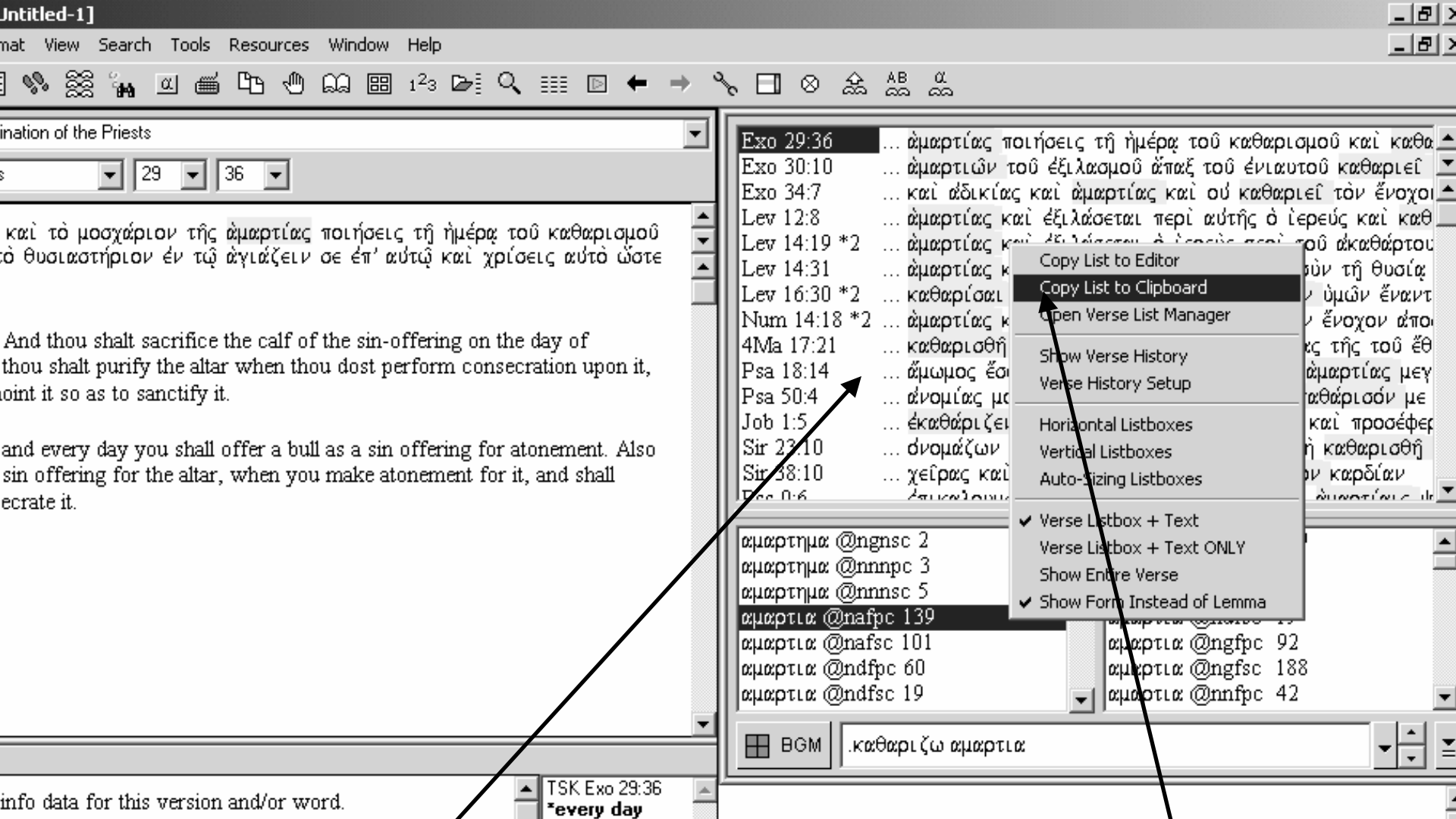
At the bottom, the command line shows the query: ".καθαριζω αμαρτια".

Type the following in the command line: .καθαριζω αμαρτια

The period means “and”: you want verses that contain both words.



Now you have a list of the 25 places in the LXX and NT where both words appear in the same verse and you can scroll through the texts as you did with your previous search results.



If you would like to copy the texts to a word processor “right-click” in the “Results Word List Box” and then choose “Copy List to Clipboard” from the window that appears.

BGT Exodus 29:36 καὶ τὸ μοσχάριον τῆς ἁμαρτίας ποιήσεις τῇ ἡμέρᾳ τοῦ καθαρισμοῦ καὶ καθαρῆς τὸ θυσιαστήριον ἐν τῷ ἀγιαζέειν σε ἐπ' αὐτῷ καὶ χρίσεις αὐτό ὥστε ἀγιαῶσαι αὐτό

LXE Exodus 29:36 And thou shalt sacrifice the calf of the sin-offering on the day of purification, and thou shalt purify the altar when thou dost perform consecration upon it, and thou shalt anoint it so as to sanctify it.

RSV Exodus 29:36 and every day you shall offer a bull as a sin offering for atonement. Also you shall offer a sin offering for the altar, when you make atonement for it, and shall anoint it, to consecrate it.

Lev 12:8 ... ἁμαρτίας καὶ ἐξιλάσ
Lev 14:19 *2 ... ἁμαρτίας καὶ ἐξιλάσ
Lev 14:31 ... ἁμαρτίας καὶ τὴν μί
Lev 16:30 *2 ... καθαρίσαι ὑμᾶς ἀπὸ
Num 14:18 *2 ... ἁμαρτίας καὶ καθαρι
4Ma 17:21 ... καθαρισθῆναι ὡπερ
Psa 18:14 ... ἄνωμος ἔσομαι καὶ ἡ
Psa 50:4 ... ἰνομίας μου καὶ ἀπὸ
Job 1:5 ... ἐκαθάριζεν αὐτοὺς ἀ
Sir 23:10 ... ὀνομάζων διὰ παντὸ
Sir 38:10 ... χεῖρας καὶ ἀπὸ πάσο
Psa 0:6 ... ἀποκαθαρῶμαι τοῦ

ἁμαρτημα @ngnsc 2
ἁμαρτημα @nnnsc 3
ἁμαρτημα @nnnsc 5
ἁμαρτια @nafpc 139
ἁμαρτια @nafsc 101
ἁμαρτια @ndfpc 60
ἁμαρτια @ndfsc 19

BGM καθαριζω ἁμαρτια

BibleWorks Copy Center

What to Copy

- Results Window Text
- Auto-Info Window Text
- Statistics Word List
- Command Center Verse List
- Text of Verses in Verse List
- Range of Verses

Range: Exo 29:36

Versions: BGT LXE RSV >>

Note that if you select the "Copy to Application" option then copy operations in other places in BibleWorks will also be redirected to the specified application.

Where to Copy It

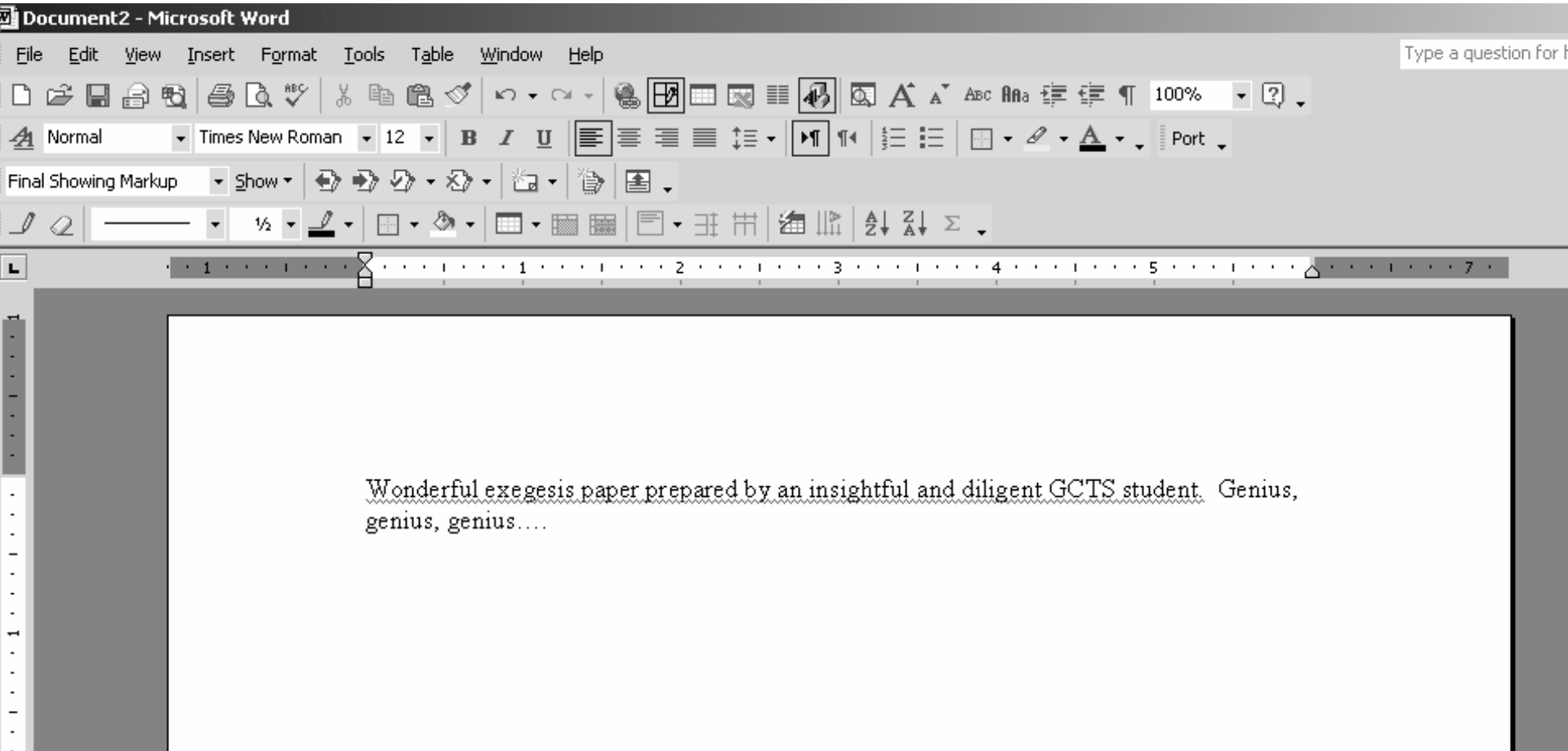
- Copy to Clipboard
- Copy to BibleWorks Editor
- Copy to Application with this Title: Attach

Document1 - Microsoft Word

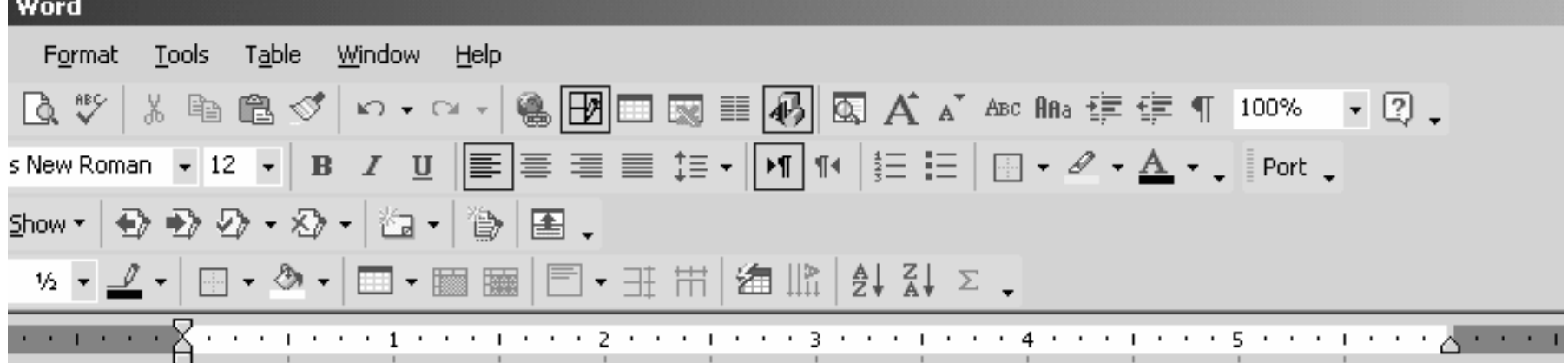
Format Options Help Close Copy

There is no auto-

Under "What to Copy" choose "Text of Verses in Verse List" and then choose which versions you want copied to your word processor. Then choose "Copy."



Open the document into which you wish to insert the texts. Place your cursor where you want the texts inserted and then press “Ctrl-v” (hold the “Ctrl” key and the “v” key at the same time) – “which is the Windows command to “paste” from the clipboard.



BGT Hebrews 10:2 ἐπεὶ οὐκ ἂν ἐπαύσαντο προσφερόμεναι διὰ τὸ μηδεμίαν ἔχειν ἔτι συνείδησιν ἁμαρτιῶν τοὺς λατρεύοντας ἀπαῖ κεκαθαρισμένους.

RSV Hebrews 10:2 Otherwise, would they not have ceased to be offered? If the worshipers had once been cleansed, they would no longer have any consciousness of sin.

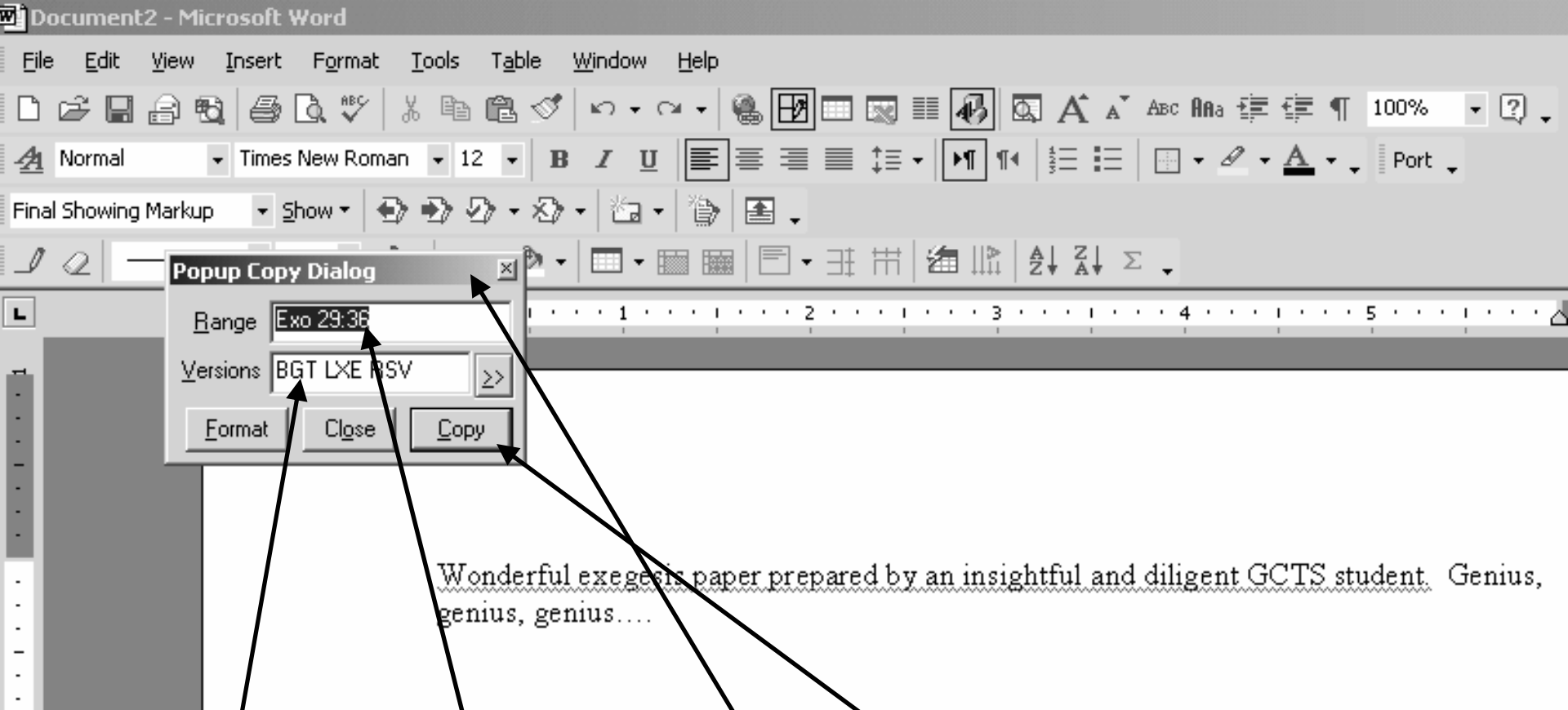
BGT 1 John 1:7 ἐὰν δὲ ἐν τῷ φωτὶ περιπατῶμεν ὡς αὐτός ἐστιν ἐν τῷ φωτὶ, κοινωνίαν ἔχομεν μετ' ἀλλήλων καὶ τὸ αἷμα Ἰησοῦ τοῦ υἱοῦ αὐτοῦ καθαρίζει ἡμᾶς ἀπὸ πάσης ἁμαρτίας.

RSV 1 John 1:7 but if we walk in the light, as he is in the light, we have fellowship with one another, and the blood of Jesus his Son cleanses us from all sin.

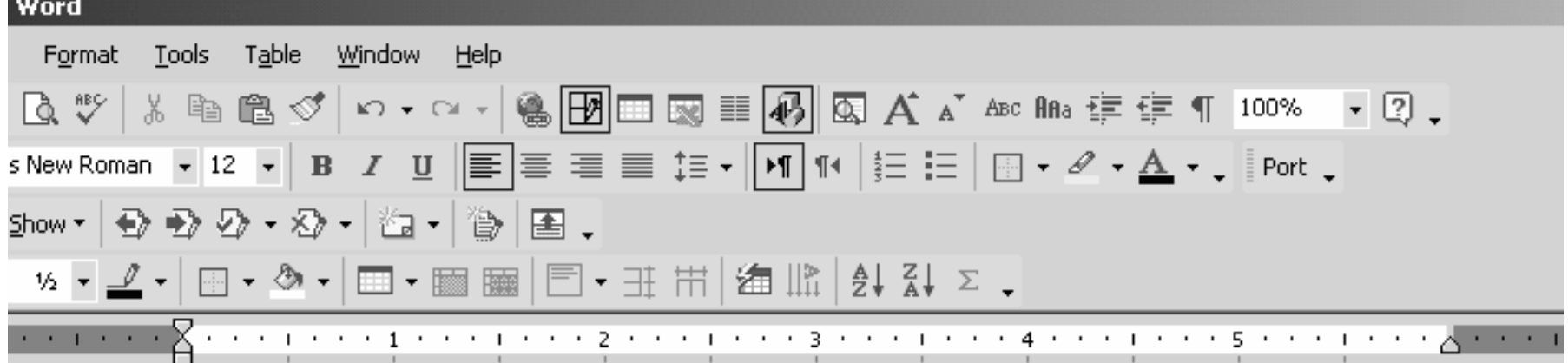
BGT 1 John 1:9 ἐὰν ὁμολογῶμεν τὰς ἁμαρτίας ἡμῶν, πιστός ἐστιν καὶ δίκαιος, ἵνα ἀφῆ ἡμῖν τὰς ἁμαρτίας καὶ καθάρσῃ ἡμᾶς ἀπὸ πάσης ἀδικίας.

RSV 1 John 1:9 If we confess our sins, he is faithful and just, and will forgive our sins and cleanse us from all unrighteousness.

The desired texts are now inserted in your document. You may edit them as you please.



To insert texts from BibleWorks directly into a Microsoft Word document, simply make sure BibleWorks is open in the background and while working in Word, and with your cursor at the point where you wish to insert the texts, press “Ctrl-Shift-b” (control, shift and b all at the same time). You will see the “Popup Copy Dialog” box where you can choose the reference or range of verses you want inserted and the versions of those texts to be inserted. Decide and then press “Copy.”



BGT Hebrews 10:2 ἐπεὶ οὐκ ἂν ἐπαύσαντο προσφερόμεναι διὰ τὸ μηδεμίαν ἔχειν ἔτι συνείδησιν ἁμαρτιῶν τοὺς λατρεύοντας ἀπαῖ κεκαθαρισμένους.

RSV Hebrews 10:2 Otherwise, would they not have ceased to be offered? If the worshipers had once been cleansed, they would no longer have any consciousness of sin.

BGT 1 John 1:7 ἐὰν δὲ ἐν τῷ φωτὶ περιπατῶμεν ὡς αὐτός ἐστιν ἐν τῷ φωτὶ, κοινωνίαν ἔχομεν μετ' ἀλλήλων καὶ τὸ αἷμα Ἰησοῦ τοῦ υἱοῦ αὐτοῦ καθαρίζει ἡμᾶς ἀπὸ πάσης ἁμαρτίας.

RSV 1 John 1:7 but if we walk in the light, as he is in the light, we have fellowship with one another, and the blood of Jesus his Son cleanses us from all sin.

BGT 1 John 1:9 ἐὰν ὁμολογῶμεν τὰς ἁμαρτίας ἡμῶν, πιστός ἐστιν καὶ δίκαιος, ἵνα ἀφῆ ἡμῖν τὰς ἁμαρτίας καὶ καθάρσῃ ἡμᾶς ἀπὸ πάσης ἀδικίας.

RSV 1 John 1:9 If we confess our sins, he is faithful and just, and will forgive our sins and cleanse us from all unrighteousness.

The desired texts are now inserted in your document. You may edit them as you please.

BGM Exodus 29 36

BGT Exodus 29:36 καὶ τὸ μοσχάριον τῆς ἁμαρτίας ποιήσεις τῇ ἡμέρᾳ τοῦ καθαρισμοῦ καὶ καθαρῶς τὸ θυσιαστήριον ἐν τῷ ἀγιάζειν σε ἐπ' αὐτῷ καὶ χρίσεις αὐτὸ ὥστε ἀγιάσαι αὐτό

LXE Exodus 29:36 And thou shalt sacrifice the calf of the sin-offering on the day of purification, and thou shalt purify the altar when thou dost perform consecration upon it, and thou shalt anoint it so as to sanctify it.

RS Offer a bull as a sin offering for atonement. Also
yc onement for it, and shall anoint it to consecrate
it.

RS Offer a bull as a sin offering for atonement. Also
yc when you make atonement for it, and shall
ar.

- Remove This Version from Display List
- Make This the Current Search Version
- Add Another Display Version
- Change to Browse Mode
- Enable Secondary Results Windows
- Open/Switch to Another Results Window

Note: To remove unwanted versions from your results window (on the left), place your cursor over the version abbreviation in that window and right click. Then choose 'Remove This Version From Display List'. It will disappear.

Command Line entry

<display all>

<display clear kjv gnt gnm>

<display clear>

<display kjv greek>

<display german>

<display -kjav>

<display kjv gnt>

results after pressing <Enter>

displays all versions

displays only kjv, gnt and gnm versions

remove all but the current search version

display only the kjv and all greek versions

display only all german versions

remove the kjv from the current display

add the kjv and gnt to the current display

Here's a list of helpful Command Line entry shortcuts.